

ALLURE VELVET

Fabrics » Woven Fabrics



Brand: **Panaz**

ALLURE VELVET

Fabrics » Woven Fabrics

COLOURWAY CARD

COLOURWAY CARD



001 WHITE



116 NAVY



151 TEAL



155 DUCK EGG BLUE



192 INK




201 JADE



203 EMERALD



231 OLIVE




233 PISTACHIO



252 WILLOW



303 LEMON



314 MUSTARD



407 BURGUNDY



412 PURPLE




414 WINE



437 TUSCAN RED



447 CINNAMON



608 FUCHSIA



648 FIG




770 NUTMEG



791 MOCHA



805 CREAM



900 BLACK




903 CHARCOAL

ALLURE VELVET

Fabrics » Woven Fabrics



905 DOVE



911 STEEL



952 PLATINUM



953 GUNMETAL

ALLURE VELVET

Fabrics » Woven Fabrics



Allure Velvet is a 140cm wide velvet woven upholstery ideal for indoor use that's available in 28 colours.

Description	Allure is a stunning new velvet that combines contemporary minimalism and effortless luxury with complete contract versatility. Allure is washable and available in wide range of colours featuring ink, emerald and fig alongside sophisticated neutrals.
Roll Size	140cm x N/A - Available by the lineal metre. MINIMUM ORDER 4 METRES
Composition	100% polyester
Abrasion	70,000+ Double Rubs (Wyzenbeek)
Pattern Repeat Size	N/A
Fire Rating	This product can be treated with a fire retardant that will ensure it meets Australian Standard 1530.3. Contact Baresque for details.
Warranty	2-year warranty. Visit baresque.com.au/warranty for complete details.

ALLURE VELVET

Fabrics » Woven Fabrics

Lead Time

- 2-weeks (approx.) from Wednesday, subject to stock availability.
 - Additional 1-week for Western Australia.
 - Express delivery is available subject to a surcharge. Contact Baresque for details and pricing.
-

Care Instructions

Always use a clean, white, soft cloth.

Clean in situ using a damp cloth and mild detergent. Sponge down afterwards with a clean, damp cloth.

Using a cloth to pat dry will help eliminate watermarks.

Ensure the pile is brushed back to its natural direction.

Upholstered furniture should be regularly vacuumed or brushed with a soft nylon brush to remove grit or dust, which may damage the pile.

Never use stiff bristles or wire brushes, as they may damage the fabric.

Always test in an inconspicuous area first. If care instructions don't deliver the expected results, cease cleaning method immediately and contact Baresque for assistance.
