

KORO RITE

Wallcoverings » Writable and Magnetic Wallcoverings



Brand: **Koroseal**

KORO RITE

Wallcoverings » Writable and Magnetic Wallcoverings




KR 54 57 LIGHT
BRONZE



KR 54 94 SILVER
THORN




KR60 00 WHITE




KR60 03 WHITE SAND




KR60 05 OFF WHITE



KR60 20 LIGHT BEIGE



KR60 30 BEIGE



KR60 90 LIGHT GRAY

KORO RITE

Wallcoverings » Writable and Magnetic Wallcoverings



Koro Rite is a medium-gloss white board surface in 6 matte tones and 2 metallic tones great to create wall-to-wall and floor-to-ceiling presentations.

Description	Creates virtually seamless wall-to-wall and floor-to-ceiling presentation surfaces that complement and enhance any décor.
	This attractive high-gloss dry erase marker surface comes in 8 decorative colours designed for optimum readability.
	This is ideal for offices, conference rooms, training/education facilities, graphic design environments, and more.
Roll Size	KR60 - 150/152 cm KR54 - 135/137 cm x 30.5m - Available by the lineal metre.
Composition	Vinyl with non-woven backing KR54 - 863g/m ²
Pattern Repeat Size	N/A

KORO RITE

Wallcoverings » Writable and Magnetic Wallcoverings

Fire Rating	<p>Tested in accordance with AS ISO 9705 2003 for the purpose of determining the Group Number classification as required by the Building Code of Australia for the control of fire spread on interior wall and ceiling linings.</p> <p>The result achieved was: Classification - Group 2 Specific Extinction - Less than 250m²/kg</p>
Warranty	<p>2-year warranty. Visit baresque.com.au/warranty for complete details.</p>
Lead Time	<ul style="list-style-type: none">• 2-weeks (approx.) from Wednesday, subject to stock availability.• Additional 1-week for Western Australia.• Express delivery is available subject to a surcharge. Contact Baresque for details and pricing.
Suggested Installation	<p>Can be hung vertically or horizontally.</p> <p>Reverse hang, overlap and double cut.</p> <p>Baresque recommends and supplies Roman brand adhesives and primers.</p>
Care Instructions	<p>Remove dry erase markings with a microfiber cloth. Press firmly in a circular motion.</p> <p>Wash cloth or change erasers as they become dirty as dirty dry erase cleaning cloths and erasers will spread ink residue on the surface.</p> <p>For daily cleaning, or as required, rinse the surface with water.</p> <p>Dry the surface with a soft cloth prior to writing.</p> <p>See Walltalkers Care Maintenance pdf for full instructions.</p> <p>Always test in an inconspicuous area first. If care instructions don't deliver the expected results, cease cleaning method immediately and contact Baresque for assistance.</p>
Additional Comments	<p>All Walltalker products should be washed with an ammonia or alcohol-based cleaner or mild soap and rinsed thoroughly with water prior to using. See Walltalkers Care Maintenance pdf for full details</p>
