

MALIBU LAGUNA

Fabrics » Woven Fabrics



Brand: **Panaz**

MALIBU LAGUNA

Fabrics » Woven Fabrics

COLOURWAY CARD



108 DELPH




110 PACIFIC




192 INK




209 WASABI




251 EAU DE NILE




314 MUSTARD



574 DARK CORAL



618 BLUSH



703 MINK



823 CHABLIS



904 PEWTER

MALIBU LAGUNA

Fabrics » Woven Fabrics



Inspired by the landscapes of the Mediterranean, Malibu is available in 11 plain pastel hues

- Anti-Microbial
- Outdoor Suitable
- Stain Resistant
- Water Resistant

Description	<p>Embrace the spirit of the Mediterranean with our first 100% recycled outdoor collection Laguna. Inspired by the relaxed, pastel landscapes of</p> <p>Mediterranean islands, Laguna features classic geometrics and plains in a rejuvenating colour palette.</p> <p>Woven from 100% recycled yarns, Laguna gives options for exterior spaces that are kinder to the environment, with high light fastness, stain resistant and antimicrobial properties to ensure the fabric looks and performs better for longer.</p>
Roll Size	140cm x N/A - Available by the lineal metre.
Weight	250 g/m²
Composition	100% Recycled Polypropylene
Abrasion	30,000+ (Martindale Rubs)

MALIBU LAGUNA

Fabrics » Woven Fabrics

Pattern Repeat Size	Not Applicable
Sustainability	100% Recycled Materials Latex Free No heavy metals Phthalate Free
Warranty	2-year warranty. Visit baresque.com.au/warranty for complete details.
Lead Time	<ul style="list-style-type: none">• 2-weeks (approx.) from Wednesday, subject to stock availability.• Additional 1-week for Western Australia.• Express delivery is available subject to a surcharge. Contact Baresque for details and pricing.
Care Instructions	<ul style="list-style-type: none">* Vacuum and wipe clean routinely with a microfibre cloth lightly dampened with cold water only.* Soak up spillages as soon as possible with an absorbent dry cloth to prevent staining.* If soiling has accumulated use a mild proprietary cleaner (non-alkaline). Take care to remove all soap residues and dry with a clean absorbent cloth. Then brush pile back to its natural direction.* Do not steam clean - heat seals its stains* Do not use bleach* Do not tumble dry* Do not dry clean* Do not fully immerse in water* Do not apply solvents, alcohol, or any other chemical cleaners