


CANVAS

Fabrics » Woven Fabrics



Brand: **Sunbrella**

Applications: **Upholstery**

1300 306 399

info@baresque.com.au

baresque.com.au

1 of 6

CANVAS

Fabrics » Woven Fabrics

Canvas is a 137cm wide woven upholstery that's available in 52 colours. Suitable for indoor or outdoor.

- ✓ Bleach Cleanable
- ✓ Moisture Repellant

- ✓ Environmentally Friendly
- ✓ Outdoor Suitable

- ✓ Extended Warranty
- ✓ Solution Dyed Yarns

Description

Founded on the belief that fabrics should be both beautiful and functional, Sunbrella textiles are made with close attention to design detail, and engineered with robust performance characteristics that provide resistance to fading and degradation from sunlight and chemical exposure. The fabric is tactile yet durable, has industry-leading environmental characteristics, is easy to care for and offers long life “ wherever it’s used. Each metre of Sunbrella performance fabric is a product of a global support team committed to producing only the most exceptional performance textiles you can buy.

Composition

100% Sunbrella® Acrylic

Pattern Repeat Size

N/A

Roll Size

137cm x Approx 50m - Available by the lineal metre

Abrasion

45,000 double rubs

Fire Rating

Tested in accordance with AS1530.3

Spread of Flame Index - 0

Smoke Developed Index - 4

Lead Time

- 2-weeks (approx.) from Wednesday, subject to stock availability.
- Additional 1-week for Western Australia.
- Express delivery is available subject to a surcharge. Contact Baresque for details and pricing.

CANVAS

Fabrics » Woven Fabrics

Care Instructions

One of the best ways to keep fabrics looking good is to brush off dirt before it becomes embedded in the fabrics and wipe up spills or clean soon after a stain occurs. The quicker you clean spills and stains, the easier they can be to remove.

Avoid scrubbing or any other abrasive cleaning method. Never use stiff bristles or wire brushes, as they may damage the fabric.

Wipe material with a clean, soft cloth dampened with a mild solution of liquid detergent and warm water.

Repeat using only clean water, then dry with a lint free cloth or air dry.

Avoid using wax polishes, solvents or concentrated abrasives.

For more difficult stains, dampen a soft white cloth with a solution of household bleach (10% bleach / 90% water). Rub gently. Rinse with a water dampened cloth to remove bleach concentration.

Always test in an inconspicuous area first.

If care instructions don't deliver the expected results, cease cleaning method immediately and contact Baresque for assistance.

Warranty

2-year warranty. Visit [baresque.com.au/warranty](https://www.baresque.com.au/warranty) for complete details.


CANVAS

Fabrics » Woven Fabrics

Colour & Finish Options



5401-0000 PACIFIC
BLUE



54010-0000 RUST



54011-0000 GINKGO




5402-0000 GRANITE



5403-0000 JOCKEY
RED



5404-0000 NATURAL




54048-0000
CHARCOAL



5405-0000 PARROT




5406-0000
TANGERINE



5407-0000 HENNA



5408-0000 BLACK



5409-0000 BRICK



5410-0000 AIR BLUE



5413-0000 SPA



5414-0000 WHEAT



5415-0000 MELON



5416-0000 ARUBA



5417-0000 TUSCAN



5420-0000 MINERAL
BLUE



5421-0000 PALM



5422-0000 ANTIQUE
BEIGE




5424-0000 SKY BLUE



5425-0000 COCOA



5426-0000 CAPRI




5428-0000 GLACIER

CANVAS

Fabrics » Woven Fabrics



5429-0000 MACAW



5432-0000 BAY
BROWN



5436-0000
BURGUNDY



5438-0000
BUTTERCUP



5439-0000 NAVY



5440-0000
TERRACOTTA



5446-0000 FOREST
GREEN



5448-0000 CORK



5452-0000 SAPPHIRE
BLUE



5453-0000 CANVAS



5456-0000 TEAL



5457-0000
SUNFLOWER



5461-0000 TAUPE




5462-0000 HOT PINK



5468-0000 CAMEL



5470-0000 WALNUT




5471-0000 RAVEN
BLACK



5472-0000 BIRDS EYE



5476-0000 HEATHER
BEIGE




5477-0000 LOGO RED



5484-0000 BRASS



5487-0000 FERN



5488-0000 TEAK



5489-0000 COAL



5499-0000 TRUE
BLUE

CANVAS

Fabrics » Woven Fabrics



5493-0000 REGATTA



56105-0000 CYAN



57013-0000 -
PERSIMMON