


# BLOCK ANTARES

Wallcoverings » Decorative Wallcoverings



Brand: **Omexco**


Collection:  
**Antares**

# BLOCK ANTARES

Wallcoverings » Decorative Wallcoverings



ANT 201



ANT 205



ANT 208



ANT 209



ANT 210




ANT 231



ANT 232



block-antares-  
promo-2.jpg



block-antares-  
promo-3.jpg

# BLOCK ANTARES

Wallcoverings » Decorative Wallcoverings

Block is a 91cm wide decorative wallcovering with a large scale design printed on organic cork that's available in 7 colourways.

---

|                        |   |
|------------------------|---|
| Description            | Swinging between warm and cold atmospheres but always creating a very contemporary look, Antares is the latest collection of cork from Omexco. Offering a smart choice of textured motifs and damask designs that intertwine with matching plains, all Antares designs are printed onto organic cork which provides an irresistible weathered charm.  |
| Roll Size              | 91cm wide - Available by the lineal metre   |
| Composition            | Printed Cork. 269g/m <sup>2</sup>   |
| Pattern Repeat Size    | 91cm V  |
| Fire Rating            | <p>Tested in accordance with AS ISO 9705 2003 for the purpose of determining the Group Number classification as required by the Building Code of Australia for the control of fire spread on interior wall and ceiling linings.</p> <p>The result achieved was:<br/>Classification - Group 2<br/>Specific Extinction - Less than 250m<sup>2</sup>/kg</p>  |
| Warranty               | 2-year warranty. Visit <a href="https://baresque.com.au/warranty">baresque.com.au/warranty</a> for complete details.  |
| Lead Time              | <ul style="list-style-type: none"><li>• 2-weeks (approx.) from Wednesday, subject to stock availability.</li><li>• Additional 1-week for Western Australia.</li><li>• Express delivery is available subject to a surcharge. Contact Baresque for details and pricing.</li></ul>   |
| Suggested Installation | <p>Non-reverse hang / butt join.</p> <p>If your order contains several numbered rolls of one single item/ reference, please first install the roll with the highest number, and then continue to install the other rolls in sequence, in descending order.</p> <p>Measure and cut 3 strip lengths. Add 5 to 10 cm to top and bottom of each strip.</p> <p>For printed patterns, plan your match from the roll before cutting</p> <p>Mark each strip coming from the roll on the back and hang in the same sequence</p> <p>Reverse alternate lengths when instructed to do so by label on the roll</p> |

---

# BLOCK ANTARES

Wallcoverings » Decorative Wallcoverings

---

## Care Instructions

Always use a clean, white, soft cloth.

Remove liquid stains immediately using a dry cloth. Avoid hard scrubbing.

For tougher stains, dampen the cloth with warm water or a weak dilution of liquid detergent and apply being careful not to soak the material. Always work towards the centre of the stain so as to avoid further spreading.

Remove any detergent with a clean, damp cloth. Gently pat dry.

Always test in an inconspicuous area first.

---

# BLOCK ANTARES

Wallcoverings » Decorative Wallcoverings

---

## Colour & Finish Options