

# CORTEZA

Fabrics » Vinyl and Faux Leather Fabrics

---



Brand: **Concertex**

# CORTEZA

Fabrics » Vinyl and Faux Leather Fabrics

## COLOURWAY CARD



ATLANTIC



CHOCOLATE




ERMINE




FRESHNESS

COLOURWAY CARD



FUDGE



GOLD DUST




LATTE



LILY



MINK




MUDDY GOLD




ONYX



OYSTER



RUSTIC



SEA GREEN



SHELL



TARNISH

# CORTEZA

Fabrics » Vinyl and Faux Leather Fabrics

Corteza is a 137cm wide coated fabric that's available in 16 colours. Bleach cleanable and anti-bacterial, stains can be removed with a dry towel

✓ **Bleach Cleanable**

✓ **Moisture Barrier**

✓ **Anti-Bacterial**

Roll Size 137cm x Approx 55m - Available by the lineal metre

Composition 100% polyurethane on a 100% reinforced Pollex backing

Abrasion 200,000 + double rubs Wyzenbeek

Pattern Repeat Size N/A

Environmental Info

- PVC free
- Phthalate Free
- DMF Free
- No added fire retardant
- Anti-Bacterial
- Healthier Hospitals compliant
- Complies with CAL01351

Fire Rating

- Tested in accordance with AS1530.3
- Spread of Flame Index - 0
- Smoke Developed Index - 5

Warranty 2-year warranty. Visit [baresque.com.au/warranty](https://baresque.com.au/warranty) for complete details.

Lead Time

- 2-weeks (approx.) from Wednesday, subject to stock availability.
- Additional 1-week for Western Australia.
- Express delivery is available subject to a surcharge. Contact Baresque for details and pricing.

## Care Instructions

### MAINTENANCE

Removal of dust and stains will keep your upholstery looking good and performing well for years.

Any stains should be addressed promptly since, the longer the stain remains, the more difficult it will be to remove and untreated stains may become permanent. For very large or difficult stains, we recommend that you contact a reputable, professional upholstery cleaning

company.

### REMOVAL OF STAINS

The type of stain you are trying to remove will dictate the type of cleaner to be used. Water-based stains should be removed with water-based cleaners. Oil-based stains should be removed with a water-free, dry cleaning solvent. A water/bleach solution can also

be used for more challenging stains.

If the stain is wet, gently blot away any extra fluid that might remain on the fabric. If a stain still remains and additional cleaning is required, a cleaner can be applied lightly to a soft cloth and gently worked into the stained area.

The cleaner can then be wiped away using a damp cloth. Use clean water to rinse away any remaining cleaning solution. We recommend cleaning of stains with a light application of the cleaning solution. The process can be repeated if additional cleaning is required.

Avoid heavy application of cleaning agents and saturation of the fabric as this can cause damage and leave marks.

If the stain is dry, a soft bristle brush can be used to gently remove any remaining accumulated matter. Any loose material can then be vacuumed away and, if a stain remains, cleaning can then be performed as described above.

If a stain cannot be removed by these methods, a solution of 10 parts water to 1 part bleach can be used. Never use full strength bleach.

Apply the solution to the stained area and allow it to linger on the fabric for approximately 15 minutes. The bleach solution must be thoroughly rinsed away with clean water and dried using a soft towel. Be sure to remove all bleach solution as any that is allowed to remain may damage the fabric and shorten the life of the product.

Any cleaning agent should always be tested on an area of the piece that is not readily visible before being applied to the stained area.

---

# CORTEZA

**Fabrics** » Vinyl and Faux Leather Fabrics

---

## Colour & Finish Options