


POSH VINYL UP

Fabrics » Vinyl and Faux Leather Fabrics



Brand: **Concertex**

1300 306 399

info@baresque.com.au

baresque.com.au

1 of 5

POSH VINYL UP

Fabrics » Vinyl and Faux Leather Fabrics

COLOURWAY CARD



AMBER



AZTEC




BARLEY



BOULEVARD


COLOURWAY CARD



CACTUS



CANYON




CHOCOLATE




DEEP SEA



FROSTY



HAZE



LATTE



MOCHA



ONYX



PASTURE



PEBBLE



RUBY



SKY



TWILIGHT

POSH VINYL UP

Fabrics » Vinyl and Faux Leather Fabrics

Posh is a 137cm wide vinyl coated fabric that's available in 18 colours. Bleach cleanable, anti-bacterial and stain resistant

✓ **Bleach Cleanable**

✓ **Moisture Barrier**

✓ **Anti-Bacterial**

✓ **Anti-Microbial**

Roll Size 137cm x Approx 50m - Available by the lineal metre

Composition Phthalate free vinyl on 100% polyester back

Abrasion 100,000 + double rubs Wyzenbeek

Pattern Repeat Size N/A

Environmental Info
PVC/Phthalates free
No added fire retardant
Healthier Hospitals compliant

Fire Rating This product can be treated with a fire retardant that will ensure it meets Australian Standard 1530.3. Contact Baresque for details.

Warranty 2-year warranty. Visit [baresque.com.au/warranty](https://www.baresque.com.au/warranty) for complete details.

Lead Time

- 2-weeks (approx.) from Wednesday, subject to stock availability.
- Additional 1-week for Western Australia.
- Express delivery is available subject to a surcharge. Contact Baresque for details and pricing.

POSH VINYL UP

Fabrics » Vinyl and Faux Leather Fabrics

Care Instructions

MAINTENANCE

Removal of dust and stains will keep your upholstery looking good and performing well for years.

Any stains should be addressed promptly since, the longer the stain remains, the more difficult it will be to remove and untreated stains may become permanent. For very large or difficult stains, we recommend that you contact a reputable, professional upholstery cleaning

company.

REMOVAL OF STAINS

The type of stain you are trying to remove will dictate the type of cleaner to be used. Water-based stains should be removed with water-based cleaners. Oil-based stains should be removed with a water-free, dry cleaning solvent. A water/bleach solution can also

be used for more challenging stains.

If the stain is wet, gently blot away any extra fluid that might remain on the fabric. If a stain still remains and additional cleaning is required, a cleaner can be applied lightly to a soft cloth and gently worked into the stained area.

The cleaner can then be wiped away using a damp cloth. Use clean water to rinse away any remaining cleaning solution. We recommend cleaning of stains with a light application of the cleaning solution. The process can be repeated if additional cleaning is required.

Avoid heavy application of cleaning agents and saturation of the fabric as this can cause damage and leave marks.

If the stain is dry, a soft bristle brush can be used to gently remove any remaining accumulated matter. Any loose material can then be vacuumed away and, if a stain remains, cleaning can then be performed as described above.

If a stain cannot be removed by these methods, a solution of 10 parts water to 1 part bleach can be used. Never use full strength bleach.

Apply the solution to the stained area and allow it to linger on the fabric for approximately 15 minutes. The bleach solution must be thoroughly rinsed away with clean water and dried using a soft towel. Be sure to remove all bleach solution as any that is allowed to remain may damage the fabric and shorten the life of the product.

Any cleaning agent should always be tested on an area of the piece that is not readily visible before being applied to the stained area.

POSH VINYL UP

Fabrics » Vinyl and Faux Leather Fabrics

Colour & Finish Options