

SANDY WAVES LOFT

Wallcoverings » Decorative Wallcoverings




Brand: **Omexco**


Collection: **Loft**

SANDY WAVES LOFT

Wallcoverings » Decorative Wallcoverings




LOF311




LOF312



LOF314



LOF315



LOF317



LOF318

SANDY WAVES LOFT

Wallcoverings » Decorative Wallcoverings

Sandy Waves is a 100cm wide decorative wallcovering with an abstract design resembling water imprints in the sand. Available in 7 colourways.

Description	Sandy Waves shows how imprints of water form delicate patterns in the sand. This abstract design entices in its simplicity. Loft is a timeless collection of patterns blending several materials: a perfect harmony drawing inspiration from nature and modernity. Inspired by wall patinas weathered by the depths of history this new collection blends non-woven prints and resplendent minerals: glass beads and mica sparkles. A subtle interplay between shadow and light, matt and shine, on unique designs inspired by nature or geometry. Like a handprint, the print techniques are selected to convey the beauty of the material's imperfections.
Roll Size	100cm wide - Available by the lineal metre
Composition	Mixture of cellulose and polyester 196 g/m ²
Pattern Repeat Size	N/A
Fire Rating	<p>Tested in accordance with AS ISO 9705 2003 for the purpose of determining the Group Number classification as required by the Building Code of Australia for the control of fire spread on interior wall and ceiling linings.</p> <p>The result achieved was: Classification - Group 2 Specific Extinction - Less than 250m²/kg</p>
Warranty	2-year warranty. Visit baresque.com.au/warranty for complete details.
Lead Time	<ul style="list-style-type: none">• 2-weeks (approx.) from Wednesday, subject to stock availability.• Additional 1-week for Western Australia.• Express delivery is available subject to a surcharge. Contact Baresque for details and pricing.
Suggested Installation	<p>Reverse hang alternate drops / butt join.</p> <p>Baresque recommends and supplies Roman brand adhesives and primers.</p>

SANDY WAVES LOFT

Wallcoverings » Decorative Wallcoverings

Care Instructions

Always use a clean, white, soft cloth.

Remove liquid stains immediately using a dry cloth. Avoid hard scrubbing.

For tougher stains, dampen the cloth with warm water or a weak dilution of liquid detergent and apply being careful not to soak the material. Always work towards the centre of the stain so as to avoid further spreading.

Remove any detergent with a clean, damp cloth. Gently pat dry.

Always test in an inconspicuous area first.

SANDY WAVES LOFT

Wallcoverings » Decorative Wallcoverings

Colour & Finish Options