

# ZINTRA 24MM ACOUSTIC PANEL

Acoustics » Acoustic Panels

---



Brand: **Zintra**

Applications: **Walls**

1300 306 399

[info@baresque.com.au](mailto:info@baresque.com.au)

[baresque.com.au](http://baresque.com.au)

1 of 4

# ZINTRA 24MM ACOUSTIC PANEL

Acoustics » Acoustic Panels

Zintra Acoustic Panel is the perfect solution for your application where acoustic performance and aesthetics are required. Available in 6 colours.

- ✓ **Absorbs Noise**
- ✓ **Extended Warranty**
- ✓ **Easy Install**
- ✓ **Bleach Cleanable**
- ✓ **Solution Dyed Yarns**
- ✓ **Environmentally Friendly**
- ✓ **Easy Fabrication**

<b>Description</b>	<p>Zintra's wide range of colours and ease of use make it the ideal material for commercial, hospitality and institutional projects. Zintra Acoustic Panel features include:</p> <ul style="list-style-type: none"><li>* Cost effective sound solution - NRC = 0.45 for 12mm, 0.75 for 24mm</li><li>* 2800mm long sheets ideal for join-free floor to ceiling applications</li><li>* Broad range of neutral and bright colours</li><li>* Suitable for a multitude of applications - walls, ceilings, screens</li><li>* Easily fabricated and installed</li><li>* Pinnable</li></ul> <p>Find out more about the Benefits of Zintra and its NRC rating on the <a href="#">DOWNLOAD</a> tab.</p>
<b>Composition</b>	Zintra Acoustic Panel - 100% Solution Dyed (Colour Through) Polyester. 3.6 kg/m <sup>2</sup>
<b>Environmental Info</b>	Easily recycled through standard recycling channels
<b>Finishes</b>	Matt
<b>Dimensions</b>	2800mm x 1225mm x 24mm
<b>Fire Rating</b>	<p>Tested in accordance with AS ISO 9705 2003 for the purpose of determining the Group Number classification required by the Building Code of Australia for the control of fire spread on interior wall and ceiling linings.</p> <p>Classification - Group 1 Specific Extinction - Less than 250m<sup>2</sup>/kg</p>

# ZINTRA 24MM ACOUSTIC PANEL

Acoustics » Acoustic Panels

---

Lead Time	<ul style="list-style-type: none"><li>• Held in stock in Australia. From receipt of full payment:</li><li>• Sydney, Melbourne, Brisbane: 3 working days</li><li>• Adelaide: 4 working days</li><li>• Perth: 5-working days</li></ul>
-----------	--

---

Fabrication Techniques	Stanley knife and straight edge
------------------------	---------------------------------

---

Suggested Installation	<p>Be sure to support the panel during installation to avoid bowing or creasing.</p> <p>Adhere to substrate using contact adhesive, Liquid Nails or Z clips.</p> <p>Panel can also be mechanically fixed using details similar to glass fittings.</p> <p>Download the Handling and Installation guide for full instructions.</p>
------------------------	--

---

Care Instructions	<p>Vacuum to remove dust.</p> <p>Dab Zintra with a damp clean cloth and mild solution of liquid detergent and warm water. Repeat using only clean water, then pat dry with a lint free cloth.</p> <p>For difficult stains, use a solution of household bleach (10% bleach / 90% water). To remove the bleach, repeat using a clean, water dampened cloth, then pat dry.</p> <p>Always test in an inconspicuous area first and if you don't see the expected results, contact us.</p>
-------------------	--

---

Warranty	5-year warranty. Visit <a href="https://www.baresque.com.au/warranty">baresque.com.au/warranty</a> for complete details.
----------	--

---

Customisable	The Zintra Acoustic Solutions range is customisable to your project. Please get in touch with your local contact for details.
--------------	---

---

Additional Comments	NRC - 0.75 - 0.9 Indoor only. Not suitable as a free standing product.
---------------------	--

---

How to Specify	Colour
----------------	--------


---

# ZINTRA 24MM ACOUSTIC PANEL


Acoustics » Acoustic Panels

---


## Colour & Finish Options



ECRU/TAUPE



FROST/WHITE




GRASS/LIME



PEBBLE



PEWTER/GREY



SLATE / ASH