

RIVER REED P3TEC

Wallcoverings » Advanced Wall Protection




Brand: **P3tec**

RIVER REED P3TEC


Wallcoverings » Advanced Wall Protection



P3T60345 JADE
GARDEN



P3T60346 OASIS




P3T60347 LILAC MIST




P3T60348 SIMPLY
WHITE



P3T60349
BIRCHWOOD



P3T60350 POLAR
ICICLE




P3T60351
MOONBEAM



P3T60352 TORNADO
TAUPE



P3T60353 DARK
TRUFFLE



P3T60354 SALT
PEPPER



P3T60355 GREY
SHIMMER



P3T60356 DESERT
GRASS



P3T60357
SANDSTONE




P3T60358 PALE
PETAL





P3T60359-SWEET-
MELON



P3T60360 SUMMER
LINEN



P3T60361 CELERY
ROOT



RIVER REED P3TEC

Wallcoverings » Advanced Wall Protection

The open airy texture of River Reed offers the right balance of crisp pattern and layered organic dimension and its available in 17 colourways.

✓ **Bleach Cleanable**

✓ **Easy Clean**

✓ **Extended Warranty**

✓ **High Stain Resistance**

✓ **Ultra Performance**

Description

Some walls need extra protection from bumps, rubs, spills and commercial cleaners, but that shouldn't mean they aren't also easy on the eye.

P3TEC offers just that – the designs, textures and flexibility of vinyl wallcovering with the impact, chemical and abrasion resistance of wall protection.

1. Impact, chemical and abrasion resistant.

- Independently tested by ASTM International (D5420-10, D308, D4060-14).

2. Stain resistant and easy to clean.

- Stain resistant to permanent markers, spray paint, wine, coffee.
- Cleanable with bleach, hydrogen peroxide and ammonia.

3. Simple wallcovering installation.

- Comes in rolls for easy transportation and top to bottom installation.
- Pattern matching, seaming with overlap, double cut process.
- Easy on the spot cut-outs.

4. Wide range of applications.

- Bends around curves.
- Covers full walls without need for protective profiles.

Product Code

WC.RIVE.REED.P3TEC

Roll Size

137cm (trims to 122cm wide) x 13.7m - Available by the full roll only

Composition

Extra thick vinyl face on a heavy polyester / cotton knit fabric backing

Abrasion

Test: ASTM D-4060-14

RIVER REED P3TEC

Wallcoverings » Advanced Wall Protection

Environmental Info

Formaldehyde free

Heavy metals free

Perfluorooctanoic acid free

No solvent inks

Low VOC emissions. Any VOCs dissipate quickly (faster than paint) through normal ventilation and have no recognized adverse impact on indoor air quality.

Durability means products do not need to be replaced regularly due to wear and tear and being cleanable, vinyl products are ideal for helping keep commercial environments clean of bacteria.

Baresque will only deal with vinyl manufacturers that comply with applicable state and federal regulations, provide a factory that is safe and clean for its employees to work in, recycle scrap and inks during the manufacturing process to minimize waste related to production.

Fire Rating

Tested in accordance with AS ISO 9705 2003 for the purpose of determining the Group Number classification as required by the Building Code of Australia for the control of fire spread on interior wall and ceiling linings.

The result achieved was:

Classification - Group 2

Specific Extinction - Less than 250m²/kg

Warranty

5-year warranty. Visit baresque.com.au/warranty for complete details.

Lead Time

- 2-weeks (approx.) from Wednesday, subject to stock availability.
 - Additional 1-week for Western Australia.
 - Express delivery is available subject to a surcharge. Contact Baresque for details and pricing.
-

Suggested Installation

Reverse hang alternate drops/overlap and double cut.

Advanced Wall Protection requires a specific installation method and we strongly recommend you use one of our recommended installers.

Download the Installation Instructions for details.

Baresque recommends and supply Roman brand adhesives and primers.

RIVER REED P3TEC

Wallcoverings » Advanced Wall Protection

Care Instructions

1. Completion:

Immediately upon completion of installation, installer shall make sure that these products are cleaned and free of any layout marks, excess adhesive or surface blemishes. Remove excess adhesive with methods and materials recommended by the adhesive manufacturer.

2. Clean-Up and Routine Maintenance:

Rigid Profiles: For general cleaning, use disinfectant cleaner.

All Purpose Cleaner Heavy Duty: Use a clean, lint-free cloth and wipe clean. Do not use any abrasive cleaning cloths or sponges.

1. Spray products onto profile and wipe with a dampened cloth.

2. Repeat process if stain remains. If cleaning product residue remains, rinse with water.

RIVER REED P3TEC

Wallcoverings » Advanced Wall Protection

Colour & Finish Options