

# HARDWOOD

Wallcoverings » Advanced Wall Protection



Brand: **P3tec**

# HARDWOOD

Wallcoverings » Advanced Wall Protection



P3T-60385 SHAKER




P3T-60386 BALSAL



P3T-60387 WHITE  
WASH



P3T-60388  
WEATHERED



P3T-60389 BARN




P3T-60390 BRAZILIAN




P3T-60391 BLACK  
WALNUT



P3T-60392 AGED  
IROKO




P3T-60393  
MAHOGANY



P3T-60394 TEAK




P3T-60395 OAK




P3T-60396 CEDAR



P3T-60397 MAPLE



P3T-60398 ELM



P3T-60399 CONIFER



P3T-60400 POPLAR

# HARDWOOD

Wallcoverings » Advanced Wall Protection

Known as a biophilic design, Hardwood can be restorative and connect you to nature with the authentic look and feel of natural wood grain.

✓ **Bleach Cleanable**  
✓ **Extreme Durability**

✓ **Easy Clean**  
✓ **High Stain Resistance**

✓ **Extended Warranty**  
✓ **Ultra Performance**

## Description

Some walls need extra protection from bumps, rubs, spills, and commercial cleaners, but that shouldn't mean they aren't also easy on the eye.

P3TEC offers just that – the designs, textures, and flexibility of vinyl wallcovering with the impact, chemical and abrasion resistance of wall protection.

1. Impact, chemical and abrasion resistant.

Independently tested by ASTM International (D5420-10, D308, D4060-14).

2. Stain resistant and easy to clean.

Stain resistant to permanent markers, spray paint, wine, coffee.

Cleanable with bleach, hydrogen peroxide and ammonia.

3. Simple wallcovering installation.

Comes in rolls for easy transportation and top to bottom installation.

Pattern matching, seaming with overlap, double cut process.

Easy on the spot cut-outs.

4. Wide range of applications.

Bends around curves.

Covers full walls without need for protective profiles.

## Roll Size

137cm. Trims to 122cm x 13.7m Available by the FULL ROLL ONLY

## Composition

Extra thick vinyl face on a heavy polyester / cotton knit fabric backing

# HARDWOOD

Wallcoverings » Advanced Wall Protection

---

## Environmental Info

Formaldehyde free

Heavy metals free

Perfluorooctanoic acid free

No solvent inks

Low VOC emissions. Any VOCs dissipate quickly (faster than paint) through normal ventilation and have no recognized adverse impact on indoor air quality.

Durability means products do not need to be replaced regularly due to wear and tear and being cleanable, vinyl products are ideal for helping keep commercial environments clean of bacteria.

Baresque will only deal with vinyl manufacturers that comply with applicable state and federal regulations, provide a factory that is safe and clean for its employees to work in, recycle scrap and inks during the manufacturing process to minimize waste related to production.

---

## Fire Rating

Tested in accordance with AS ISO 9705 2003 for the purpose of determining the Group Number classification as required by the Building Code of Australia for the control of fire spread on interior wall and ceiling linings.

The result achieved was:

Classification - Group 2

Specific Extinction - Less than 250m<sup>2</sup>/kg

---

## Warranty

5-year warranty. Visit [baresque.com.au/warranty](https://www.baresque.com.au/warranty) for complete details.

---

## Lead Time

- 2-weeks (approx.) from Wednesday, subject to stock availability.
  - Additional 1-week for Western Australia.
  - Express delivery is available subject to a surcharge. Contact Baresque for details and pricing.
- 

## Suggested Installation

Reverse hang alternate drops/overlap and double cut.

Advanced Wall Protection requires a specific installation method and we strongly recommend you use one of our recommended installers.

Download the Installation Instructions for details.

Baresque recommends and supply Roman brand adhesives and primers.

---

# HARDWOOD

Wallcoverings » Advanced Wall Protection

---

## Care Instructions

### 1. Completion:

Immediately upon completion of installation, installer shall make sure that these products are cleaned and free of any layout marks, excess adhesive or surface blemishes. Remove excess adhesive with methods and materials recommended by the adhesive manufacturer.

### 2. Clean-Up and Routine Maintenance:

Rigid Profiles: For general cleaning, use disinfectant cleaner.

All Purpose Cleaner Heavy Duty: Use a clean, lint-free cloth and wipe clean. Do not use any abrasive cleaning cloths or sponges.

1. Spray products onto profile and wipe with a dampened cloth.

2. Repeat process if stain remains. If cleaning product residue remains, rinse with water.

---

# HARDWOOD

Wallcoverings » Advanced Wall Protection

---

## Colour & Finish Options