

# CLUB

Fabrics » Vinyl and Faux Leather Fabrics




Brand: **United Fabrics**

# CLUB

Fabrics » Vinyl and Faux Leather Fabrics



01 ADOBE



03 ALPINE



08 AMALFI



14 BLANK CANVAS



25 CONSTELLATION



29 DARK ROAST



34 FOSSIL



38 FRENCH VANILLA



43 IVY LEAGUE



46 LAMBS WOOL




53 MERIDIAN



55 MESA



57 MULLED WINE



61 NOIR



65 OCHRE



67 OLIVE




69 PARCHMENT




73 POMEGRANATE




74 QUARRY




76 RED STONE



80 SADDLE




85 SEPIA



87 STARGAZER



91 SUNFLOWER



98 WOLF

# CLUB

Fabrics » Vinyl and Faux Leather Fabrics

---



# CLUB

Fabrics » Vinyl and Faux Leather Fabrics

Club is an ink resistant faux leather that's bleach cleanable and antimicrobial. Available in 25 colourways

✓ Ink Resistant

✓ Bleach Cleanable

✓ Anti-Microbial

✓ Anti-Bacterial

## Description

Club is a faux leather upholstery that is ink resistant and designed to repel and resist the absorption of ink or other liquid substances, helping to maintain the appearance and longevity of the material. It's ideal for environments such as offices, educational institutions, and public spaces.

## Roll Size

137cm wide x 27.4m - Available by the lineal metre

## Weight

1065 g/m<sup>2</sup>

## Composition

100% PVC on 100% Polyester Backing.

## Abrasion

100,000 double rubs (ASTM D4157)

## Fire Rating

Tested in accordance with AS1530.3

Spread of Flame Index - 0

Smoke Developed Index - 5

## Warranty

2-year warranty. Visit [baresque.com.au/warranty](https://www.baresque.com.au/warranty) for complete details.

## Lead Time

- 2-weeks (approx.) from Wednesday, subject to stock availability.
- Additional 1-week for Western Australia.
- Express delivery is available subject to a surcharge. Contact Baresque for details and pricing.

# CLUB

Fabrics » Vinyl and Faux Leather Fabrics

---

## Care Instructions

### STEP 1: Regular Cleaning and Maintenance (Dirt - Dust - Grime)

Clean the soiled area with mild soap and water, then rinse with fresh water and wipe dry with a clean cloth.

### STEP 2: Food Stains / Oils (Ketchup - Chocolate - Coffee / Tea - Salad Dressing - Butter - Soy Sauce)

Wipe the affected area with a soft cloth or soft bristle brush using a non-abrasive cleaner. Rinse with fresh water and wipe dry with a clean cloth.

### STEP 3: Healthcare (Blood - Urine - Iodine - Betadine)

Clean / Disinfect the soiled area with a 10% solution of household bleach and 90% water.

It is important to rinse the cleaned area with fresh water after applying the bleach solution. Wipe dry with a clean cloth.

### STEP 4: Difficult Stains (Eye Shadow / Mascara - Lipstick - Crayon - Grease - Mustard - Motor Oil)

Clean the soiled area with a 50% solution of Isopropyl Alcohol (Rubbing Alcohol) and water.

It is important to rinse the cleaned area with fresh water after applying the alcohol solution. Wipe dry with a clean cloth.

---

# CLUB

**Fabrics** » Vinyl and Faux Leather Fabrics

---

## Colour & Finish Options