


# EMBOSS PANEL CORDUROY

Acoustics » Acoustic Panels



Brand: **Zintra**

Collection: **Emboss Panel**

1300 306 399

[info@baresque.com.au](mailto:info@baresque.com.au)

[baresque.com.au](http://baresque.com.au)

1 of 7


# EMBOSS PANEL CORDUROY

Acoustics » Acoustic Panels


---



Emboss Panel  
Corduroy Spotted Gum



Emboss Panel  
Corduroy Bark Detail



Emboss Panel  
Corduroy Detail

# EMBOSS PANEL CORDUROY

**Acoustics** » Acoustic Panels

---

Introducing a touch of opulence to acoustic solutions, elevating spaces with both sound absorption and tactile sophistication with Zintra Emboss Panel Corduroy.

✓ **Acoustic**

✓ **Bleach Cleanable**

✓ **Easy Clean**

✓ **Easy Install**

---

# EMBOSS PANEL CORDUROY

Acoustics » Acoustic Panels

---

**Dimensions** Available in 12mm (1/2")  
2743mm (108") x 1118mm (44")

**Australia:**  
2745mm x 1037mm w

---

**Composition** Zintra Acoustic Panel - 100% Solution Dyed (Colour Through) Polyester  
12mm (1/2") - Density 2.4 kg /m<sup>2</sup> 0.5 lb/ft<sup>2</sup>

---

**Sustainability** Zintra is made from 100% recyclable materials.

- 60% post-consumer recycled content from PET bottles.
- 35% pre-consumer recycled content from PET chips
- 5% polylactic acid (PLA)

---

**Fire Rating** ASTM-E84 – Class A classification  
AS ISO 9705 – 2003 – Group 1 classification  
EN-13501 – B-s2-d0 classification

---

**Warranty** Visit FAQ for more details.

---

**Assembly & Delivery** Ships Flat Pack

Go to the Technical Documents and download the Installation Guide for more details.

---

**Supplied As** 1 x Emboss Panel in selected pattern

---

**Suggested Installation** Go to Technical Documents and download the Installation Guide for more details.

---

**Fabrication Techniques** Utility knife and CNC with oscillating knife.

---

**How to Specify**

1. Select Emboss design
2. Select Zintra Colour

---

# EMBOSS PANEL CORDUROY

Acoustics » Acoustic Panels

---

## Care Instructions

Vacuum to remove dust.

Dab Zintra with a damp clean cloth and mild solution of liquid detergent and warm water. Repeat using only clean water, then pat dry with a lint free cloth.

For difficult stains, use a solution of household bleach (10% bleach / 90% water). To remove the bleach, repeat using a clean, water dampened cloth, then pat dry.

Always test in an inconspicuous area first and if you don't see the expected results, contact us.

---

## Additional Comments

NRC 0.35-0.80

---

# EMBOSS PANEL CORDUROY

Acoustics » Acoustic Panels

## Colour & Finish Options

Zintra 12mm Solid PET



Bark



Brick



Cadet



Chambray



Cobalt



Ecru



Elderberry



Fossil



Frost



Grass



Greige



Ivory



Linen



Malachite



Mandarin



Meadow



Midnight



Ochre



Olive



Parchment



Pebble



Pewter



Saffron



Sky



Smoke

# EMBOSS PANEL CORDUROY

Acoustics » Acoustic Panels

---



Slate



Storm



Sunshine



Tar



Twilight

## Zintra Timber Print



Eucalyptus



Ironbark



Merbau



Spotted Gum