

BOX BAFFLES UNIFORMED LOW


Acoustics » Acoustic Baffles



Brand: **Zintra**

BOX BAFFLES UNIFORMED LOW

Acoustics » Acoustic Baffles



Box Baffles Uniformed
Low Detail

BOX BAFFLES UNIFORMED LOW

Acoustics » Acoustic Baffles

Suspended box-shaped baffles are an innovative replacement to a mineral fibre lay system. Easy to assemble and easy to install.

Description

Zintra Baffles are prefabricated, ceiling mounted systems that showcase Zintra's flexible characteristics. Zintra Acoustic Baffles are an innovative replacement to a mineral fibre lay system. Easy to assemble, easy to install and available in a large array of designs, baffles are ideally suited to large noisy spaces in educational institutions, shopping centres, restaurants and airports.

Suspended box-shaped baffles hung in perfectly spaced rows create these high performing baffles. The box shape feature not only looks more substantial, but also increases the NRC rating by capturing sound within. Select the same shaped baffles or mix them up for added dimension.

Dimensions

Available in 2 sizes:

- 1000mm (39.4") w x 1200mm (47.24") d
- 1000mm (39.4") w x 2400mm (95.4") d

Composition

Zintra Acoustic Panel - 100% Solution Dyed (Colour Through) Polyester
12mm (1/2") - Density 2.4 kg /m² 0.5 lb/ft²

Sustainability

Zintra is made from 100% recyclable materials.

- 60% post-consumer recycled content from PET bottles.
- 35% pre-consumer recycled content from PET chips
- 5% polylactic acid (PLA)

Fire Rating

ASTM-E84 – Class A classification
AS ISO 9705 – 2003 – Group 1 classification
EN-13501 – B-s2-d0 classification

Warranty

Visit FAQ for more details.

BOX BAFFLES UNIFORMED LOW

Acoustics » Acoustic Baffles

Assembly & Delivery

Ships Flat Packed.

- Assemble your Baffle System then suspend from the ceiling using hanging hardware supplied.
- Recommended 2 People assembly

Go to the Technical Documents and download the Installation Guide for more details.

Supplied As

- Zintra Baffles as per specified design.
 - 6 x Adjustable Suspension Kit (ASK)
 - 2 x Aluminium Tube with Notches
-

Suggested Installation

Go to Technical Documents and download the Installation Guide for more details.

How to Specify

1. Select Design
 2. Select Size
 3. Select Zintra Colour
-

Care Instructions

Vacuum to remove dust.

Dab Zintra with a damp clean cloth and mild solution of liquid detergent and warm water. Repeat using only clean water, then pat dry with a lint free cloth.

For difficult stains, use a solution of household bleach (10% bleach / 90% water). To remove the bleach, repeat using a clean, water dampened cloth, then pat dry.

Always test in an inconspicuous area first and if you don't see the expected results, contact us.

Customisable

The Zintra Acoustic Solutions range is customisable to your project. Please get in touch with your local contact for details.

Additional Comments

NRC Rating


- Without Air Gap: Up to 0.90
 - With 24" (610mm) Air Gap: Up to 0.95
-

BOX BAFFLES UNIFORMED LOW


Acoustics » Acoustic Baffles

Colour & Finish Options

Zintra 12mm Solid PET




Bark




Brick




Cadet




Chambray




Cobalt




Ecru



Elderberry



Fossil




Frost




Grass



Greige




Ivory




Linen



Malachite



Mandarin




Meadow




Midnight




Ochre



Olive



Parchment




Pebble




Pewter



Saffron



Sky



Smoke

BOX BAFFLES UNIFORMED LOW

Acoustics » Acoustic Baffles



Slate



Storm



Sunshine



Tar



Twilight

Zintra Timber Print



Eucalyptus



Ironbark



Merbau



Spotted Gum