

# EMBOSS PANEL ASCEND

Acoustics » Acoustic Panels



Brand: **Zintra**

Collections: **Emboss Panel**

Applications: **Walls**

1300 306 399

[info@baresque.com.au](mailto:info@baresque.com.au)

[baresque.com.au](http://baresque.com.au)

1 of 8

# EMBOSS PANEL ASCEND

**Acoustics** » Acoustic Panels



Emboss Panel Ascend Saffron



Emboss Panel Ascend Detail Ecru



Emboss Panel Ascend Detail

# EMBOSS PANEL ASCEND

Acoustics » Acoustic Panels

Zintra Emboss Panel Ascend offers a dynamic interplay of light and shadow, with a horizontal pattern that transforms under varying light, ideal for versatile spaces.

- ✓ Acoustic
- ✓ Bleach Cleanable
- ✓ Easy Clean
- ✓ Easy Install

## Description

Zintra Emboss Panels brings a touch of luxury to acoustic solutions, combining timeless craftsmanship with advanced technology. These tactile three-dimensional panels create an immersive experience that transforms the ambiance of any space. The warm heather of Zintra softens the environment, ensuring that even the most austere spaces feel inviting.

Designed for seamless installation, Zintra Emboss Panels can be installed both vertically or horizontally, offering versatile design possibilities. They provide more than just noise absorption—they tell a story with every surface. Their intricate patterns and dynamic visual effects shift with perspective, adding depth and warmth to any room, making conversations flow effortlessly without echoes or disturbances.

### Ascend

Ascend captivates with its dynamic horizontal pattern, offering a striking interplay of light and shadow. Emulating the elegance of sophisticated wallpaper, this design features horizontally aligned elements that subtly guide the eye and create a sense of movement.

The variation in height adds a three-dimensional depth that transforms with changing light conditions, creating a mesmerizing visual experience. Ideal for commercial, hospitality, and care environments, "Ascend" combines aesthetic allure with functional versatility.

### Available in 18 great designs.

Ascend | Celium | Constellation | Corduroy | Corduroy Fine | Cumulus | Damask | Jungle | Linked | Molecular | Rivulet | Sandglass | Scallop | Stitched | Tapestry | Tidal | Tufted | Woven

In hospitality, commercial, and care environments, Zintra Emboss Panels don't just absorb sound – they elevate spaces with their luxurious textures and calming designs, creating atmospheres that are as visually captivating as they are acoustically sound.

Please note: Zintra Emboss is suitable for single-sided applications only.

### Don't just design spaces. Craft experiences.

## Composition

Zintra Acoustic Panel - 100% Solution Dyed (Colour Through) Polyester  
12mm (1/2") - Density 2.4 kg /m² 0.5 lb/ft²

# EMBOSS PANEL ASCEND

Acoustics » Acoustic Panels

Sustainability	<p>Zintra is made from 100% recyclable materials.</p> <ul style="list-style-type: none"><li>• 60% post-consumer recycled content from PET bottles.</li><li>• 35% pre-consumer recycled content from PET chips</li><li>• 5% polylactic acid (PLA)</li></ul>
Dimensions	<p>Available in 12mm (1/2") 2743mm (108") x 1118mm (44")</p> <p>"Emboss Panel patterns will align with a commercial tolerance of +/- 1mm. Panel thickness may vary by 15%. Pack as required to align face."</p>
Fire Rating	<p>ASTM-E84 – Class A classification AS ISO 9705 – 2003 – Group 1 classification EN-13501 – B-s2-d0 classification</p>
Supplied As	<p>1 x Emboss Panel in selected pattern</p>
Fabrication Techniques	<p>Utility knife and CNC with oscillating knife.</p>
Assembly & Delivery	<p>Ships Flat Pack</p> <p>Go to the Technical Documents and download the Installation Guide for more details.</p>
Suggested Installation	<p>Go to Technical Documents and download the Installation Guide for more details.</p>
Care Instructions	<p>Vacuum to remove dust.</p> <p>Dab Zintra with a damp clean cloth and mild solution of liquid detergent and warm water. Repeat using only clean water, then pat dry with a lint free cloth.</p> <p>For difficult stains, use a solution of household bleach (10% bleach / 90% water). To remove the bleach, repeat using a clean, water dampened cloth, then pat dry.</p> <p>Always test in an inconspicuous area first and if you don't see the expected results, contact us.</p>
Warranty	<p>Visit FAQ for more details.</p>

# EMBOSS PANEL ASCEND

Acoustics » Acoustic Panels

Additional Comments    NRC 0.35

- How to Specify
- 1. Select Emboss design
  - 2. Select Zintra Colour

# EMBOSS PANEL ASCEND

Acoustics » Acoustic Panels

## Colour & Finish Options

Zintra 12mm Solid PET



Bark



Brick



Cadet



Chambray



Cobalt



Ecru



Elderberry



Fossil



Frost



Grass



Greige



Ivory



Linen



Malachite



Mandarin



Meadow



Midnight



Ochre



Olive



Parchment



Pebble



Pewter



Saffron



Sky



Smoke



# EMBOSS PANEL ASCEND

Acoustics » Acoustic Panels



Slate




Storm



Sunshine



Tar



Twilight

## Zintra Timber Print



Eucalyptus



Ironbark




Merbau




Spotted Gum

## Zintra Premium Material



Terrazzo Light



Terrazzo Medium



Terrazzo Dark



Travertine Light




Travertine Medium




Travertine Dark



Shale Light



Shale Medium



Shale Dark



Raku Bone



Raku Luster




Raku Jade



Concrete Cast



Concrete Polished




Concrete Dark Tint

# EMBOSS PANEL ASCEND

Acoustics » Acoustic Panels



Terracotta Sun  
Bleached



Terracotta Mission



Terracotta Antique

## Zintra Premium Wood




Knotty Pine




Maple



Poplar



Australian Walnut



Claro Walnut



Palm Wood



Rustic Walnut



Cherry



Euro Beech



Lacewood



Redwood



White Oak