

# EMBOSS PANEL SCALLOP

Acoustics » Acoustic Panels



Brand: **Zintra**

Collection: **Emboss Panel**

1300 306 399

info@baresque.com.au

**baresque.com.au**

1 of 8

# EMBOSS PANEL SCALLOP

Acoustics » Acoustic Panels

---



Embooss Panel Scallop  
Detail Ecu



Embooss Panel Scallop  
Detail

# EMBOSS PANEL SCALLOP

Acoustics » Acoustic Panels

Introducing rhythmic curves and precise seams, Zintra Emboss Panel Scallop brings measured elegance, creating a captivating play of light and shadow in any space.

✓ Acoustic

✓ Bleach Cleanable

✓ Easy Clean

✓ Easy Install

## Description

Zintra Emboss Panels brings a touch of luxury to acoustic solutions, combining timeless craftsmanship with advanced technology. These tactile three-dimensional panels create an immersive experience that transforms the ambiance of any space. The warm heather of Zintra softens the environment, ensuring that even the most austere spaces feel inviting.

Designed for seamless installation, Zintra Emboss Panels can be installed both vertically or horizontally, offering versatile design possibilities. They provide more than just noise absorption—they tell a story with every surface. Their intricate patterns and dynamic visual effects shift with perspective, adding depth and warmth to any room, making conversations flow effortlessly without echoes or disturbances.

### Scallop

Purity in form—each curve, deliberate and precise, speaks to a sense of calm and clarity. The Scallop design features a series of semi-circular curves, resembling the edge of a scallop shell, repeated in a rhythmic, wave-like pattern that creates movement and fluidity.

The subtle crease detail and carefully placed seamline invite the eye to follow the gentle arcs as they cascade toward the wall, creating a captivating play of light and shadow that emphasizes its 3-dimensional depth. Meticulously crafted, the seamline is subtly positioned at the concave to ensure seamless integration, where the bottom of the scallop meets the wall.

Scallop is a design that captures the essence of measured rationality, leaving a lasting impression of architectural elegance.

### Available in 18 great designs.

Ascend | Celium | Constellation | Corduroy | Corduroy Fine | Cumulus | Damask | Jungle | Linked | Molecular | Rivulet | Sandglass | Scallop | Stitched | Tapestry | Tidal | Tufted | Woven

In hospitality, commercial, and care environments, Zintra Emboss Panels don't just absorb sound – they elevate spaces with their luxurious textures and calming designs, creating atmospheres that are as visually captivating as they are acoustically sound.

Please note: Zintra Emboss is suitable for single-sided applications only.

**Don't just design spaces. Craft experiences.**

# EMBOSS PANEL SCALLOP

Acoustics » Acoustic Panels

---

**Dimensions** Available in 12mm (1/2")  
2743mm (108") x 1118mm (44")

“Emboss Panel patterns will align with a commercial tolerance of +/- 1mm. Panel thickness may vary by 15%. Pack as required to align face.”

---

**Composition** Zintra Acoustic Panel - 100% Solution Dyed (Colour Through) Polyester

12mm (1/2") - Density 2.4 kg /m<sup>2</sup> 0.5 lb/ft<sup>2</sup>

---

**Sustainability** Zintra is made from 100% recyclable materials.

- 60% post-consumer recycled content from PET bottles.
- 35% pre-consumer recycled content from PET chips
- 5% polylactic acid (PLA)

---

**Fire Rating** ASTM-E84 – Class A classification  
AS ISO 9705 – 2003 – Group 1 classification  
EN-13501 – B-s2-d0 classification

---

**Warranty** Visit FAQ for more details.

---

**Assembly & Delivery** Ships Flat Pack

Go to the Technical Documents and download the Installation Guide for more details.

---

**Supplied As** 1 x Emboss Panel in selected pattern

---

**Suggested Installation** Go to Technical Documents and download the Installation Guide for more details.

---

**Fabrication Techniques** Utility knife and CNC with oscillating knife.

---

**How to Specify**

1. Select Emboss design
2. Select Zintra Colour

---

# EMBOSS PANEL SCALLOP

Acoustics » Acoustic Panels

---

## Care Instructions

Vacuum to remove dust.

Dab Zintra with a damp clean cloth and mild solution of liquid detergent and warm water. Repeat using only clean water, then pat dry with a lint free cloth.

For difficult stains, use a solution of household bleach (10% bleach / 90% water). To remove the bleach, repeat using a clean, water dampened cloth, then pat dry.

Always test in an inconspicuous area first and if you don't see the expected results, contact us.

---

## Additional Comments

NRC 0.35

---

# EMBOSS PANEL SCALLOP

Acoustics » Acoustic Panels

## Colour & Finish Options

Zintra 12mm Solid PET



Bark



Brick



Cadet



Chambray



Cobalt



Ecru



Elderberry



Fossil



Frost



Grass



Greige



Ivory



Linen



Malachite



Mandarin



Meadow



Midnight



Ochre



Olive



Parchment



Pebble



Pewter



Saffron




Sky



Smoke

# EMBOSS PANEL SCALLOP

Acoustics » Acoustic Panels



Slate




Storm



Sunshine



Tar




Twilight


## Zintra Timber Print




Eucalyptus



Ironbark



Merbau



Spotted Gum

## Zintra Premium Material



Terrazzo Light




Terrazzo Medium



Terrazzo Dark




Travertine Light




Travertine Medium




Travertine Dark




Shale Light




Shale Medium



Shale Dark



Raku Bone



Raku Luster




Raku Jade



Concrete Cast



Concrete Polished



Concrete Dark Tint

# EMBOSS PANEL SCALLOP

Acoustics » Acoustic Panels

---



Terracotta Sun  
Bleached



Terracotta Mission



Terracotta Antique

## Zintra Premium Wood



Knotty Pine



Maple



Poplar



Australian Walnut



Claro Walnut



Palm Wood



Rustic Walnut



Cherry



Euro Beech



Lacewood



Redwood



White Oak