

KAUAI

Fabrics » Vinyl and Faux Leather Fabrics



Brand: **Concertex**

Collections: **Idyllic**

Applications: **Upholstery**

1300 306 399

info@baresque.com.au

baresque.com.au

1 of 5

KAUAI

Fabrics » Vinyl and Faux Leather Fabrics



KAUAI

Fabrics » Vinyl and Faux Leather Fabrics

Kauai mimics rattan's woven texture, designed for indoor/outdoor use. It's bleach-cleanable, durable, and passes 300,000+ double rubs, ideal for natural settings.

✓ **Bleach Cleanable**

✓ **Phthalate Free**

✓ **Outdoor Suitable**

✓ **HPD Certified**

Description

Depicting the woven details of organic materials, Kauai resembles the rattan or wicker often seen in landscapes with stunning natural beauty, from pristine beaches to tropical rainforests.

The plain Dutch weave is designed for both indoor/outdoor use, is bleach-cleanable, and passes 300,000+ double rubs.

Composition

100% Phthalate Free Vinyl - Backing: 100% Polyester

Environmental Info

PVC/Phthalates free

No added fire retardant

Healthier Hospitals compliant

Pattern Repeat Size

Not Applicable

Roll Size

137cm x Approx 27.4m - Available by the lineal metre.

Abrasion

300,000+ Double Rubs (Wyzenbeek)

Fire Rating

Tested in accordance with AS1530.3

Spread of Flame Index - 0

Smoke Developed Index - 5

Lead Time

- 2-weeks (approx.) from Wednesday, subject to stock availability.
- Additional 1-week for Western Australia.
- Express delivery is available subject to a surcharge. Contact Baresque for details and pricing.

KAUAI

Fabrics » Vinyl and Faux Leather Fabrics

Care Instructions

Removal of Stains:

Wet Stain: Gently blot away any extra fluid, apply a cleaner lightly to a soft cloth and gently work into the stained area. Wipe away using a damp cloth. We recommend cleaning of stains with a light application of the cleaning solution. Avoid heavy application of cleaning agents and saturation of the fabric as this can cause damage and leave marks.

Dry Stains: Use a soft bristle brush to gently remove any remaining accumulated matter. If a stain cannot be removed by these methods, a solution of 10 parts water to 1 part bleach can be used. Never use full strength bleach.

Apply the solution to the stained area and allow it to linger on the fabric for approximately 15 minutes. The bleac solution must be thoroughly rinsed away wit clean water and dried using a soft towel.

Any cleaning agent should always be tested on an area of the piece that is not readily visible before being applied to the stained area.

Warranty

2-year warranty. Visit baresque.com.au/warranty for complete details.


KAUAI

Fabrics » Vinyl and Faux Leather Fabrics

Colour & Finish Options

COLOURWAY CARD


KAUAI COLOURWAY
CARD




BARISTA



CANYON



CASHEW




MILKWEED




PITCH



QUARRY



RIDGE



SEAPORT



SHELL