



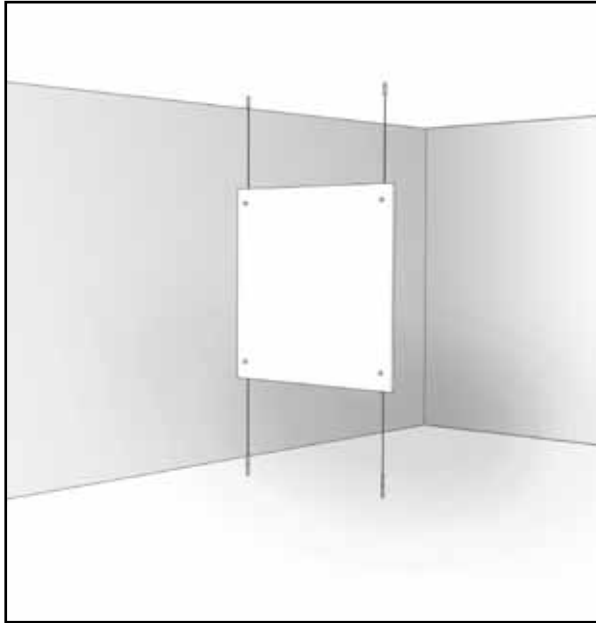
Baresque Systems is a range of prefabricated, packaged solutions created to allow easy specification and simple installation. Systems solves multiple installation questions at the core of our product offering in addition to previously unknown methods of how to use our products.




POLE MOUNT WITH POINT FIXING



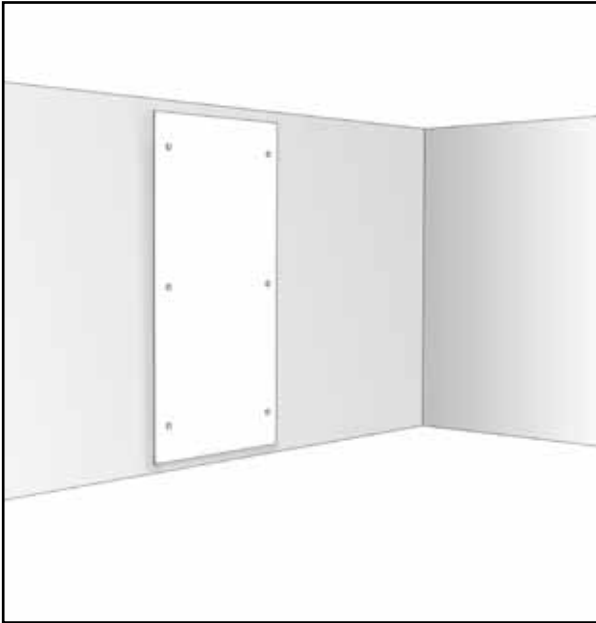
SWIVEL POST




WIRE MOUNT



SLIDING TRACK



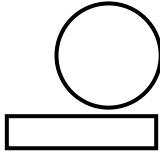
POINT FIX




GLAZING CHANNEL

BARESQUE SCREEN SYSTEMS

baresque.com.au
e info@baresque.com.au • ph 1300 306 399



baresque



description: swivelling aluminium post with point fixing

features: fixing detail allowing for swivelling panel

colour: post = satin clear anodised
point fixing = brushed stainless steel

standard size: post supplied 3000mm long

customisable: n/a

suitable sheet size: zintra acoustic panel = 2400mm x 500mm
ice 3mm, lucere and screens = 2400mm x 600mm

suitable sheet thickness: between 10mm-24mm

recommended baresque products: zintra acoustic panel, lightblocks ice 3mm, lucere and screens

care & maintenance: microfibre cloth and warm water

installation: fixed between structural ceiling and floor members

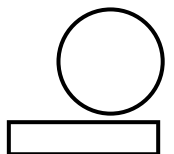
fixing method: screwed to suit mounting material

FOR FURTHER DETAIL ON SYSTEM ASSEMBLY AND PARTS
VIEW OUR POINT FIXING INSTALL GUIDE
ON WWW.BARESQUE.COM.AU DOWNLOADS TAB.

SYSTEMS - Pole Mount With Point Fixing

baresque.com.au

e info@baresque.com.au • ph 1300 306 399



baresque

3000 STANDARD CAVITY

2400 STANDARD

1200 STANDARD

FRONT VIEW

SIDE VIEW

ISOMETRIC VIEW

CEILING

FLOOR

TENSIONER

ALUMINIUM FIXING EXTRUSION
2 OFF

10-24mm PANEL
AS SPECIFIED

S/S POINT
FIXING HEAD

S/S POINT
FIXING HEAD

S/S COVERPLATE

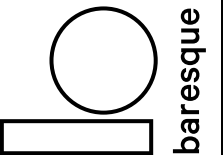
SHEET SIZE A4

DIMENSIONS IN MM
DO NOT SCALE

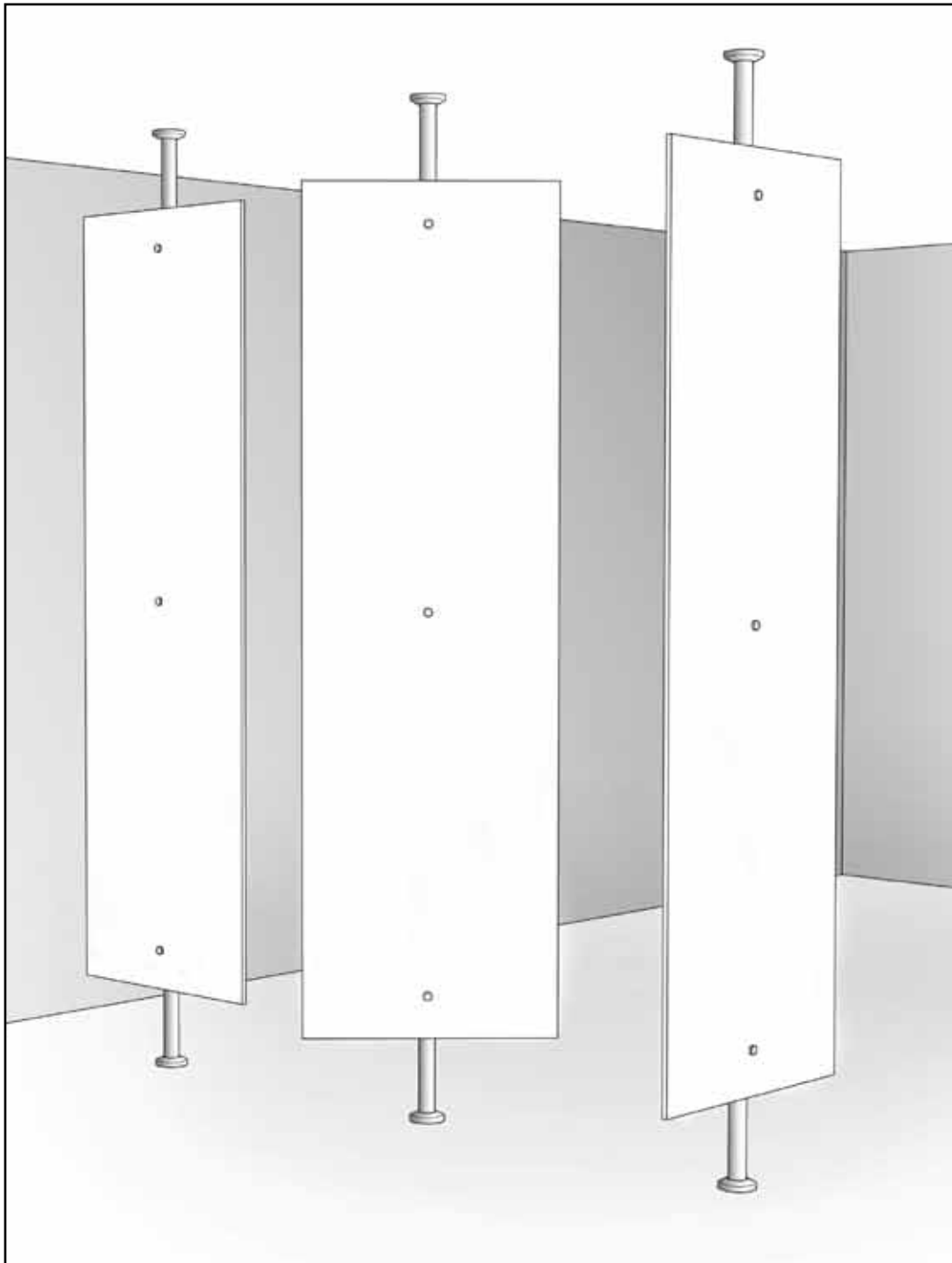
POLE MOUNT WITH
POINT FIXING
GENERAL ASSEMBLY

POLE MOUNT WITH
POINT FIXING

baresque.com.au
e info@baresque.com.au • ph 1300 306 399



FOR FURTHER DETAIL ON SYSTEM ASSEMBLY AND PARTS VIEW OUR POLE MOUNT WITH POINT FIXING INSTALL GUIDE ON WWW.BARESQUE.COM.AU DOWNLOADS TAB.



description: swivelling aluminium post with point fixing

features: fixing detail allowing for swivelling panel

colour: post = satin clear anodised
point fixing = brushed stainless steel

standard size: post supplied 3000mm long

customisable: n/a

suitable sheet size: zintra acoustic
panel = 2400mm x 500mm
ice 3mm, lucere and
screens = 2400mm x 600mm

suitable sheet thickness: between 10mm-24mm

**recommended
baresque products:** zintra acoustic panel,
lightblocks ice 3mm,
lucere and screens

care & maintenance: microfibre cloth
and warm water

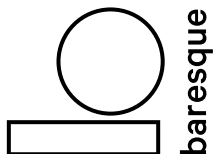
installation: fixed between structural
ceiling and
floor members

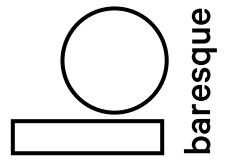
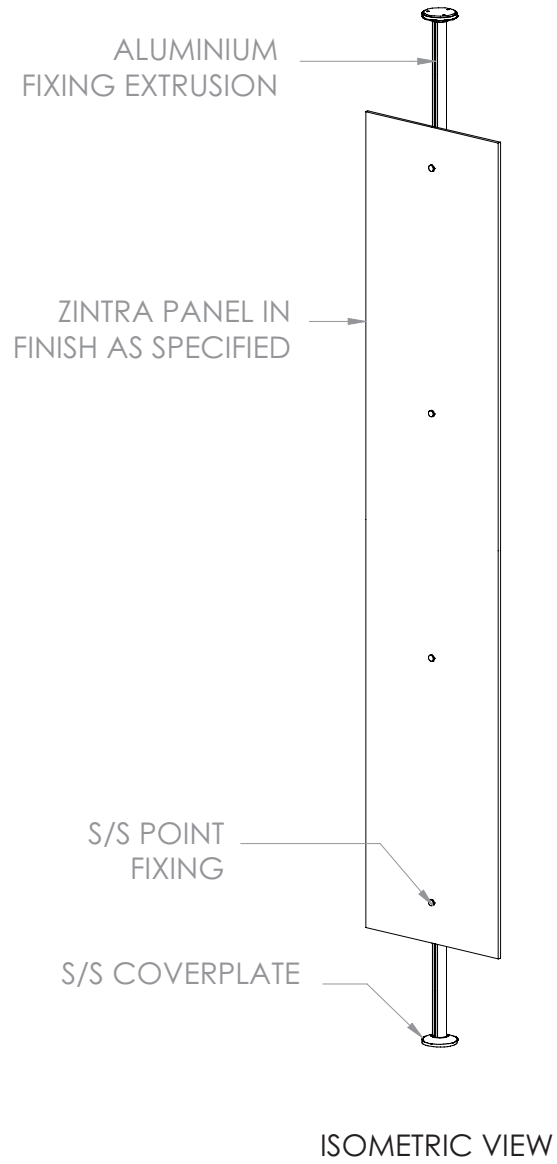
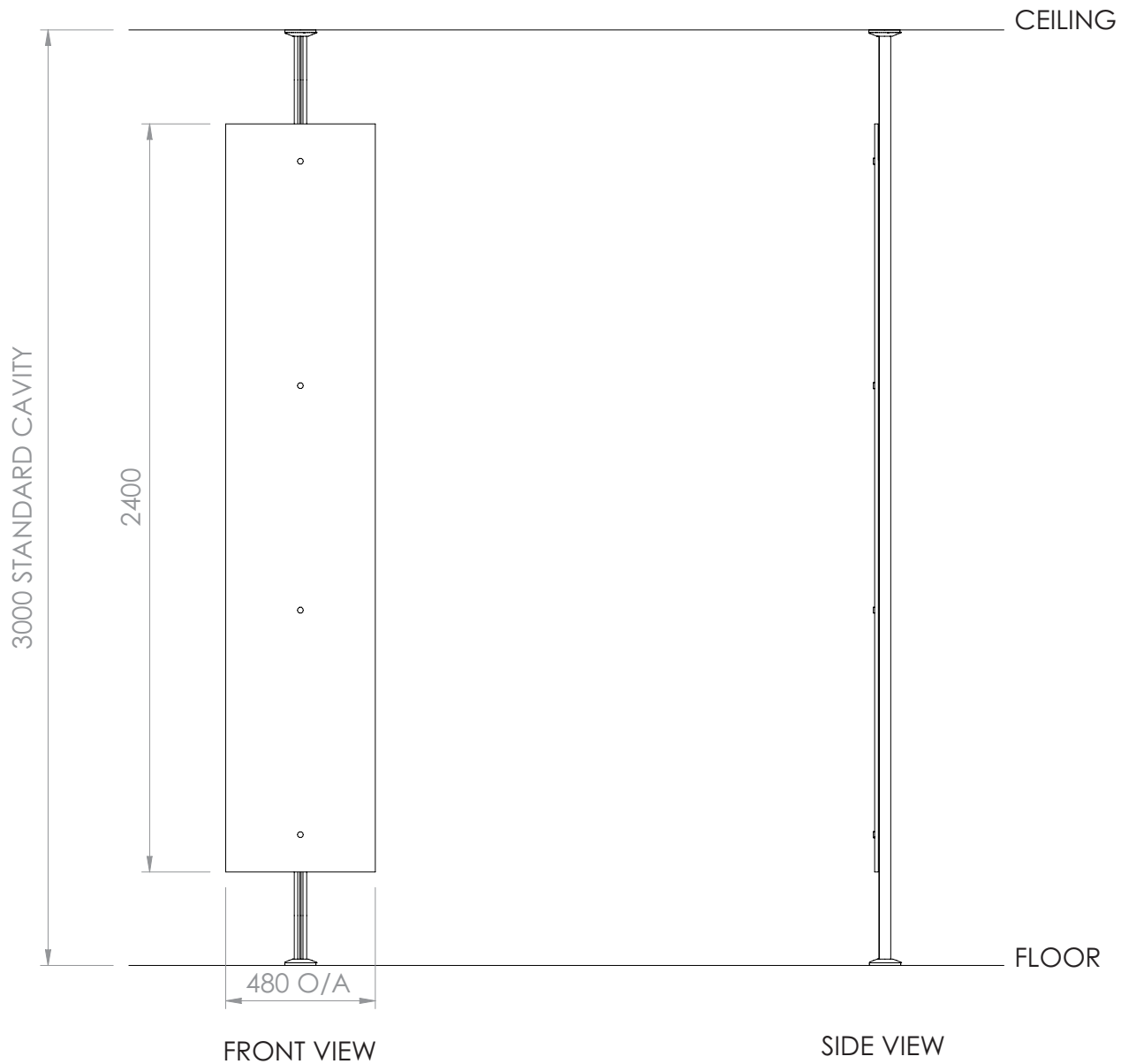
fixing method: screwed to suit mounting
material

FOR FURTHER DETAIL ON SYSTEM ASSEMBLY AND PARTS
VIEW OUR SWIVEL POINT FIXING INSTALL GUIDE
ON WWW.BARESQUE.COM.AU DOWNLOADS TAB.

SYSTEMS - Swivel Post

baresque.com.au
e info@baresque.com.au • ph 1300 306 399





baresque

SWIVEL POINT

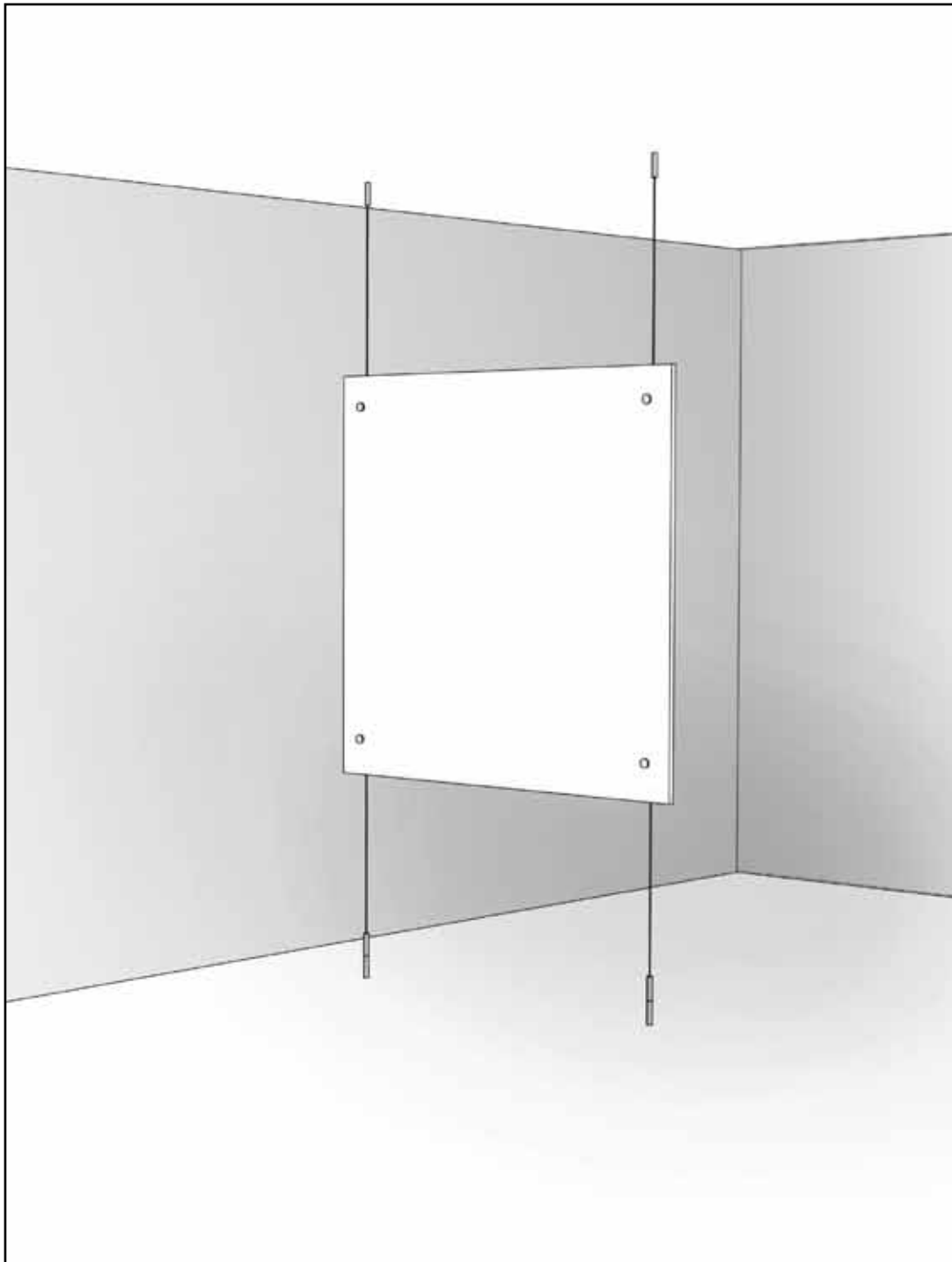
SWIVEL POINT
GENERAL ASSEMBLY

DIMENSIONS IN MM
DO NOT SCALE

SHEET SIZE A4

FOR FURTHER DETAIL ON SYSTEM ASSEMBLY AND PARTS VIEW OUR SWIVEL POINT INSTALL GUIDE ON WWW.BARESQUE.COM.AU DOWNLOADS TAB.

baresque.com.au
e info@baresque.com.au • ph 1300 306 399



description: stainless steel point fixing to tensioned wire for suspended installation

features: unobtrusive fixing system

satin polished

colour: stainless steel

standard size: wire supplied 3000mm long

customisable: height and width of placement

suitable sheet size: any – dependant on material & project

suitable sheet thickness: between 10mm-24mm

recommended

baresque products: zintra acoustic panel, lightblocks ice 10mm, lucere and screens

care & maintenance: microfibre cloth and warm water

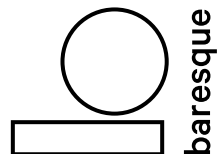
installation: requires rigid floor and ceiling structure
wire tensioned between ceiling and floor members

fixing method: threaded anchor into mounting material

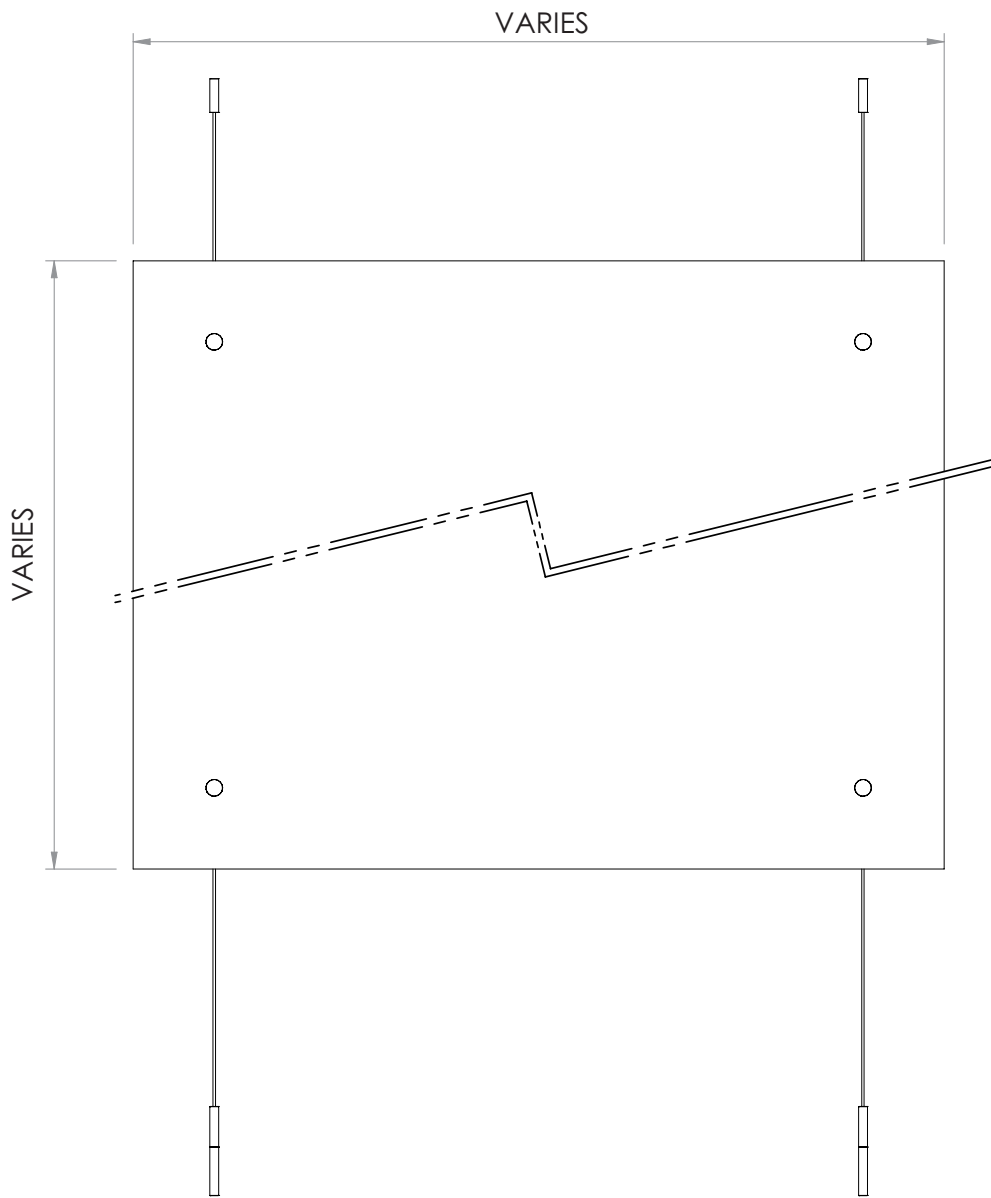
FOR FURTHER DETAIL ON SYSTEM ASSEMBLY AND PARTS
VIEW OUR WIRE MOUNT FIXING INSTALL GUIDE
ON WWW.BARESQUE.COM.AU DOWNLOADS TAB.

SYSTEMS - Wire Mount

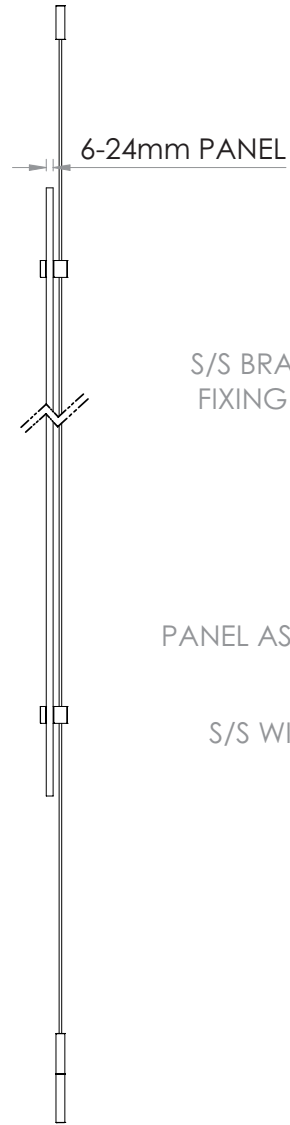
baresque.com.au
e info@baresque.com.au • ph 1300 306 399



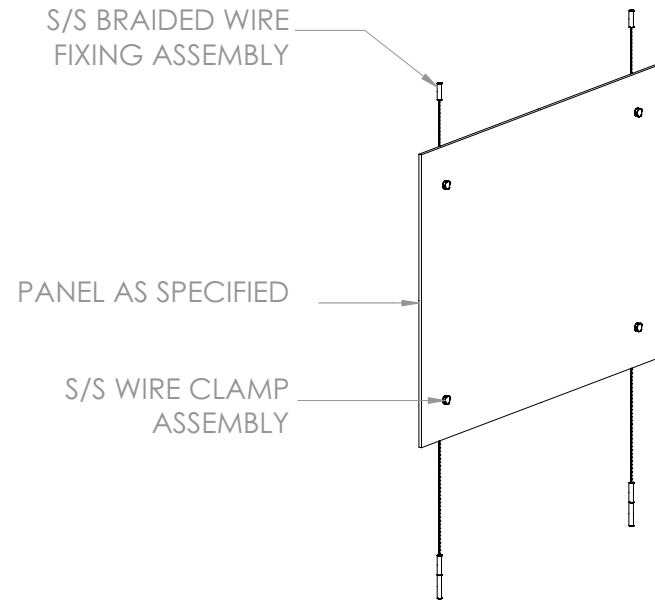
baresque



FRONT VIEW



SIDE VIEW



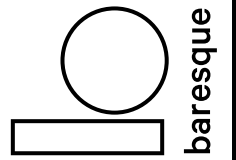
ISOMETRIC VIEW

SHEET SIZE A4

DIMENSIONS IN MM
DO NOT SCALE

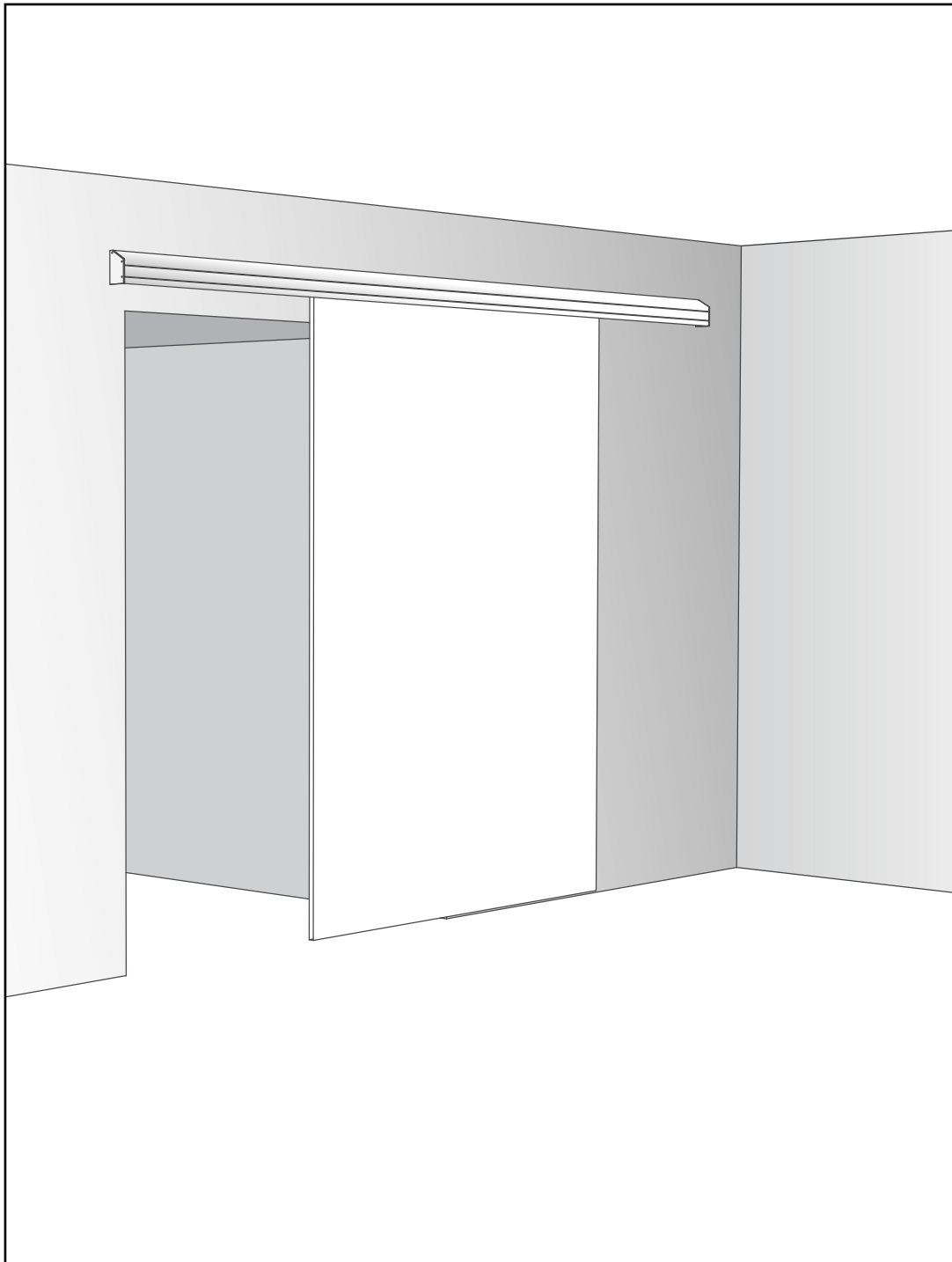
WIRE MOUNT
GENERAL ASSEMBLY

WIRE MOUNT



baresque

baresque.com.au
e info@baresque.com.au • ph 1300 306 399



description: track system for sliding door
installation of panels with
floor guide

features: face mount track for surface
sliding installation
top mount track for cavity
sliding installation.

colour: satin clear anodised

standard size: extrusion supplied as
3000mm lengths

customisable: n/a

suitable sheet size: any

suitable sheet thickness: between 11mm-24mm

recommended

baresque products: zintra acoustic panel,
lucere and screens

care & maintenance: microfibre cloth
and warm water

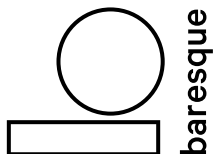
installation: requires structure capable
of bearing associated load of
door track is fixed to wall,
ceiling or beam panel is inserted
fascia panel is installed

fixing method: screw to suit mounting
material

FOR FURTHER DETAIL ON SYSTEM ASSEMBLY AND PARTS
VIEW OUR SLIDING TRACK INSTALL GUIDE
ON WWW.BARESQUE.COM.AU DOWNLOADS TAB.

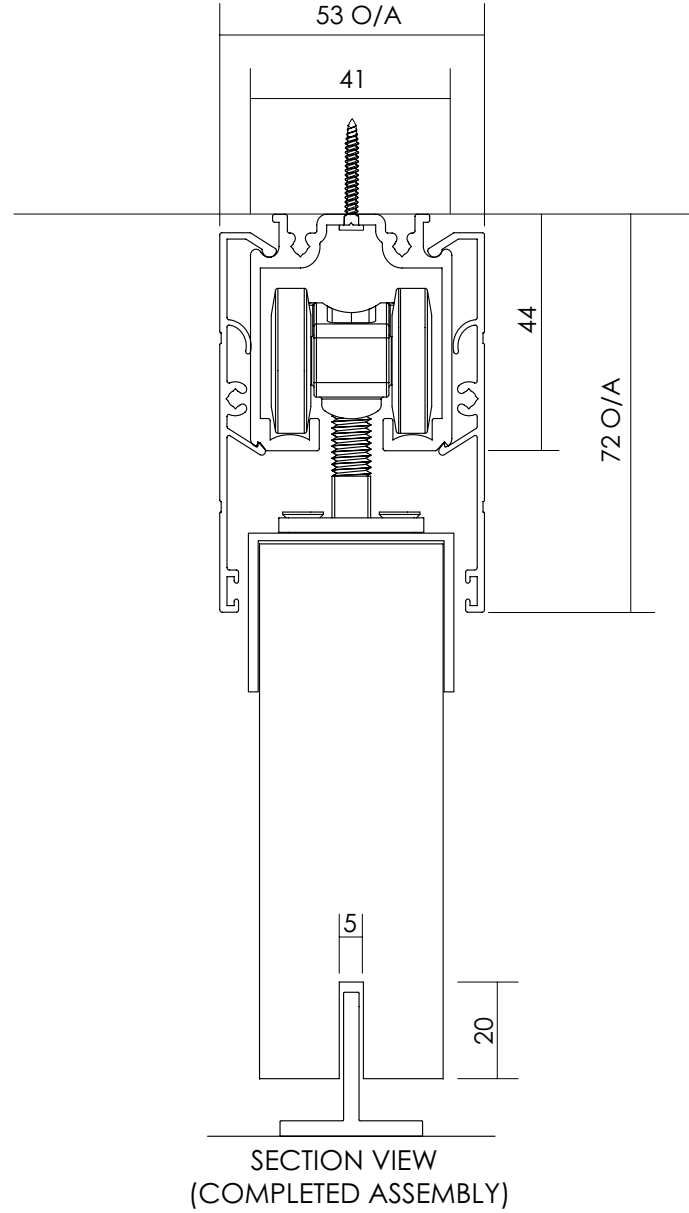
SYSTEMS - Sliding Track

baresque.com.au
e info@baresque.com.au • ph 1300 306 399



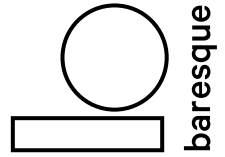
baresque

TOP MOUNT TRACK
SECTION DETAIL



SECTION VIEW
(COMPLETED ASSEMBLY)

FOR FURTHER DETAIL ON SYSTEM ASSEMBLY AND PARTS VIEW OUR SLIDING TRACK INSTALL GUIDE ON WWW.BARESQUE.COM.AU DOWNLOADS TAB.



baresque

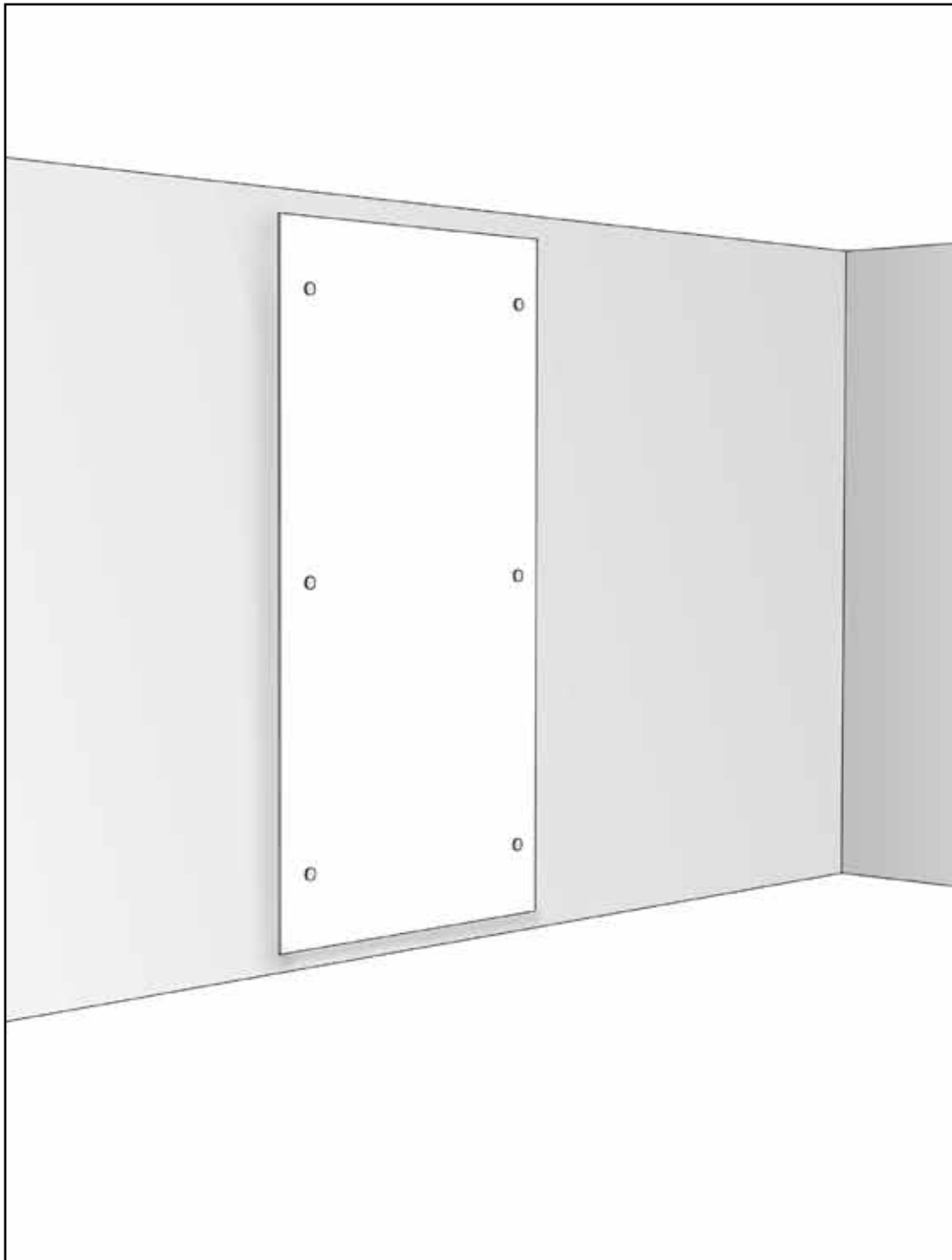
SLIDING TRACK

SLIDING TRACK
GENERAL ASSEMBLY

DIMENSIONS IN MM
DO NOT SCALE

SHEET SIZE A4

baresque.com.au
e info@baresque.com.au • ph 1300 306 399



description: stainless steel point fixing for offset wall installation

features: stainless point fixing with variations in wall offset

colour: satin polished stainless steel

standard size: 20mm and 50mm offset from wall

customisable: n/a

suitable sheet size: any

suitable sheet thickness: between 10mm-24mm

recommended

baresque products: zintra acoustic panel, lightblocks ice 10mm, lucere and screens

care & maintenance: microfibre cloth and warm water

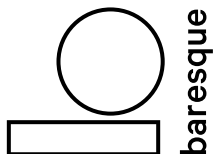
installation: screw fixed to wall

fixing method: screw to suit mounting material


SYSTEMS - Point Fix

baresque.com.au
e info@baresque.com.au • ph 1300 306 399


FOR FURTHER DETAIL ON SYSTEM ASSEMBLY AND PARTS
VIEW OUR POINT FIX INSTALL GUIDE
ON WWW.BARESQUE.COM.AU DOWNLOADS TAB.




VARIABLES



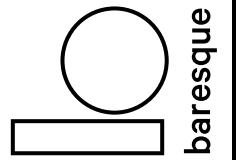
FRONT VIEW



SIDE VIEW



ISOMETRIC VIEW

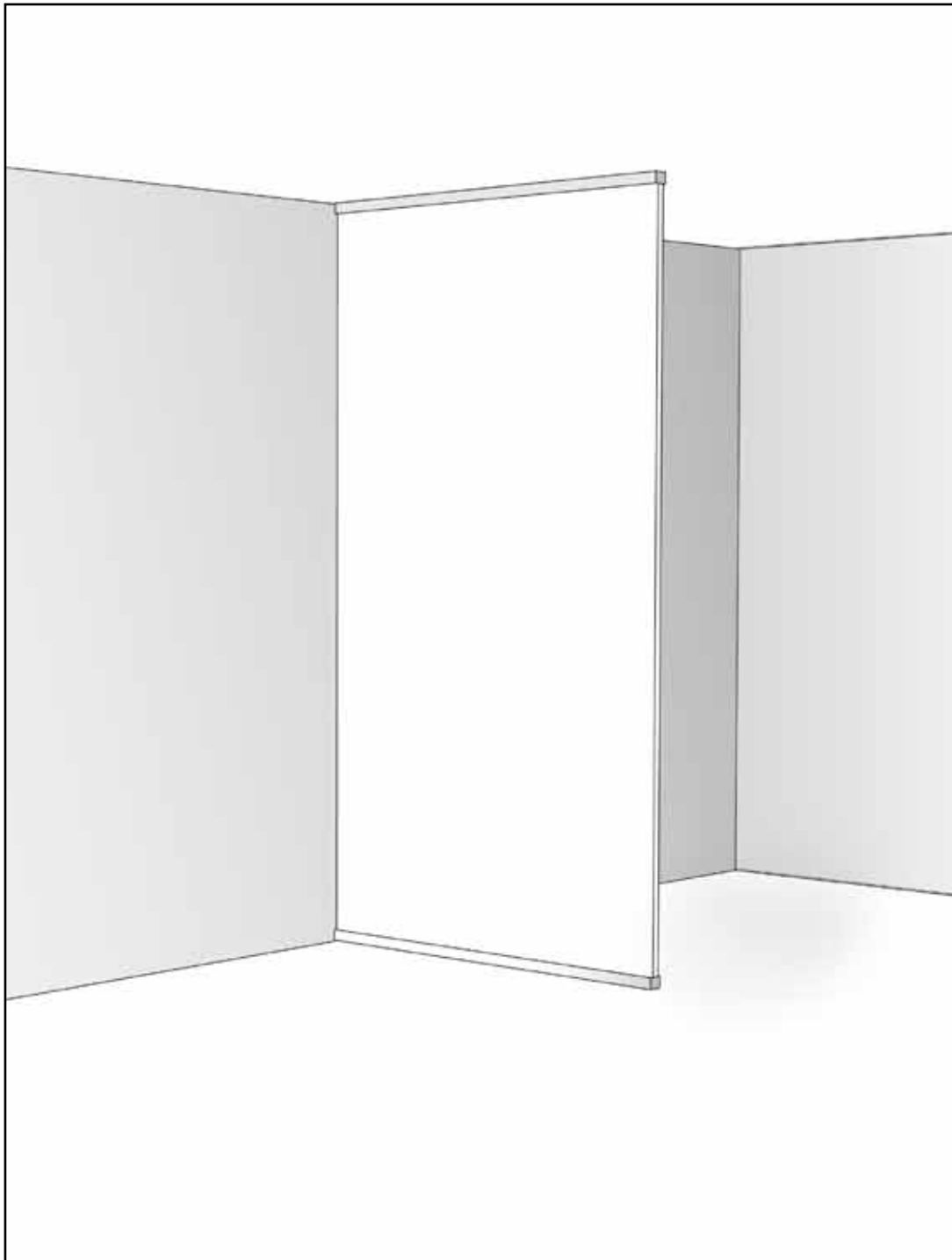


POINT FIX

POINT FIX
GENERAL ASSEMBLY

DIMENSIONS IN MM
DO NOT SCALE

SHEET SIZE A4



description: aluminium channel with glazing bead system for fixing

features: fixed via top & bottom channel with end caps

colour: satin clear anodised

standard size: channel supplied in 3000mm lengths

customisable: no

suitable sheet size: any

suitable sheet thickness: between 11mm - 24mm

recommended baresque products: zinfra acoustic panel, lucere, lightblocks ice or screens

care & maintenance: microfibre cloth and warm water

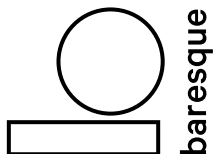
installation: requires rigid floor and ceiling

fixing method: channel is fixed to floor and ceiling panel is inserted glazing bead is inserted end caps fixed screw to suit mounting material

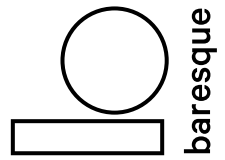
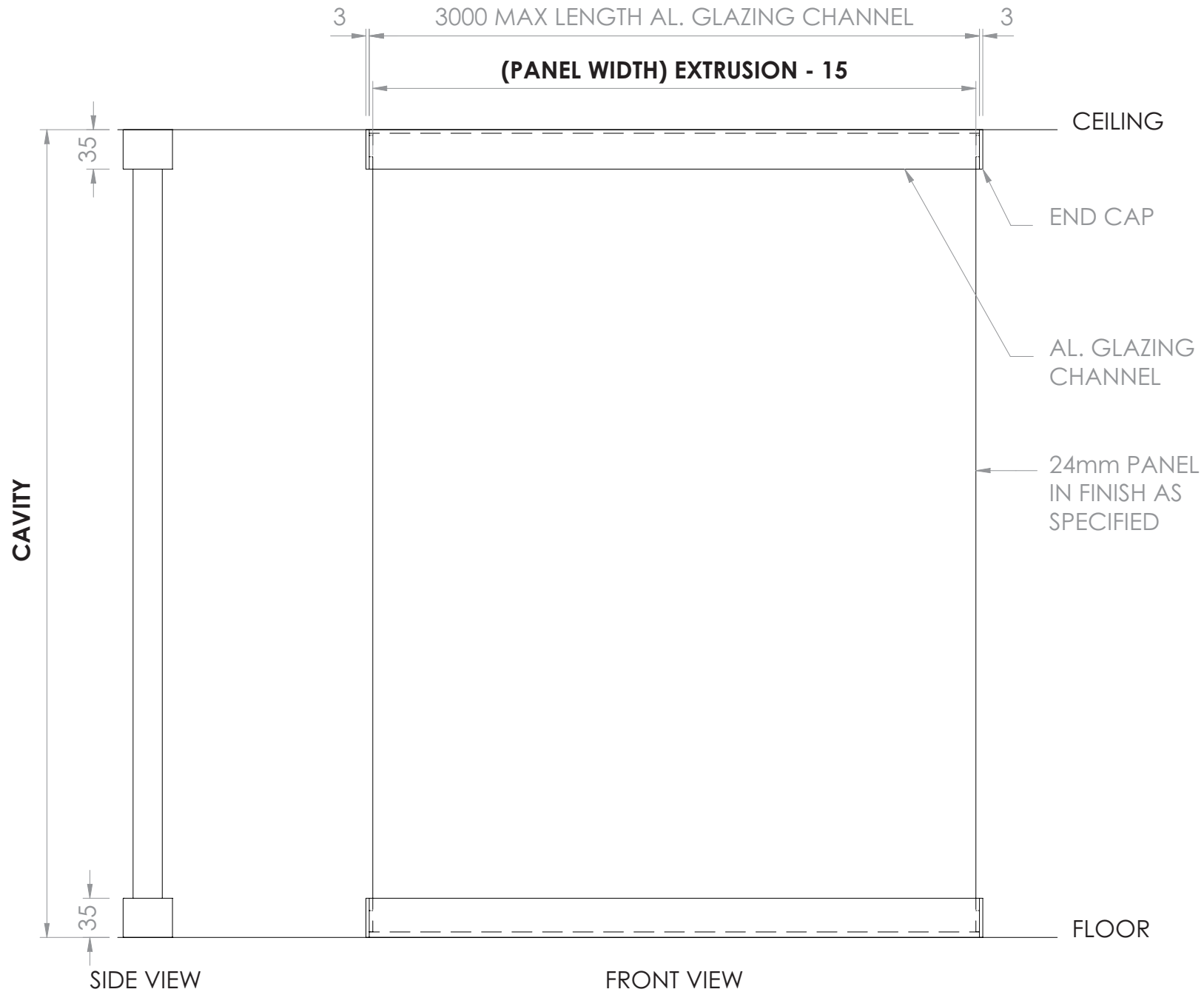
FOR FURTHER DETAIL ON SYSTEM ASSEMBLY AND PARTS
VIEW OUR GLAZING CHANNEL INSTALL GUIDE
ON WWW.BARESQUE.COM.AU DOWNLOADS TAB.

SYSTEMS - Glazing Channel

baresque.com.au
e info@baresque.com.au • ph 1300 306 399



baresque



baresque

GLAZING CHANNEL

GLAZING CHANNEL
GENERAL ASSEMBLY

DIMENSIONS IN MM
DO NOT SCALE

SHEET SIZE A4

baresque.com.au
e info@baresque.com.au • ph 1300 306 399